



11-PIN  
INDUSTRIAL  
RELAYS  
HR703C

Product designation

Product type designation

**Contact characteristics**

Contact configuration			3 C/O
Rated insulation voltage $U_i$ IEC/EN	V		250
Rated impulse withstand voltage $U_{imp}$	kV		6
IEC Conventional free air thermal current $I_{th}$	A		10
Rated current ( $I_n$ )	A		10
Relay control voltage	V		24VAC
Rated operating power AC-1		VA	2500
Rated operating power AC-15		230 VAC VA	500
Single-phase motor control		230VAC kW	1.2
Rated operating current DC-1		30V A	10
Minimum switching load		V / mA	5 / 100
Contact impedance		m $\Omega$	100
Contact material			Ag/Ni

**Operating times**

Closing	ms		<30
Opening	ms		<30

**Operations**

Mechanical life	cycles		5000000
Electrical life AC1	cycles		100000

**Coil characteristics**

Average coil consumption AC at 20°C	VA		3
Average coil consumption DC at 20°C	W		1.5

Operating range

	Closing	% $U_n$	70...110
	Opening	% $U_n$	20...55
Maximum cycle frequency		cycles/h	3600

**Mechanical features**

Max socket terminal tightening torque	Nm		0.6
Socket screw tightening tool (cross / flat blade)			PH1 / 4.5mm

Conductor section

AWG/Kcmil	min		20
	max		14
IEC	min	mm <sup>2</sup>	0.5
	max	mm <sup>2</sup>	2.5

Operating position	normal	Any
Fixing		On 35mm DIN rail and with screw

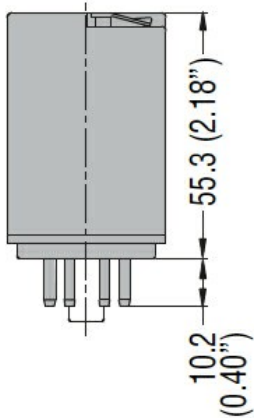
**Ambient conditions**

Temperature	Operating temperature		
	min	°C	-40
	max	°C	+55
	Storage temperature		
	min	°C	-40
	max	°C	+70

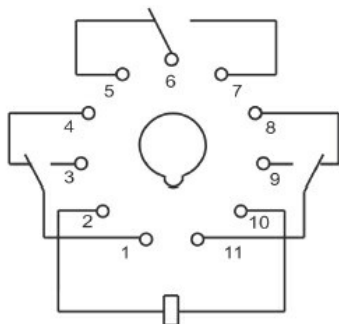
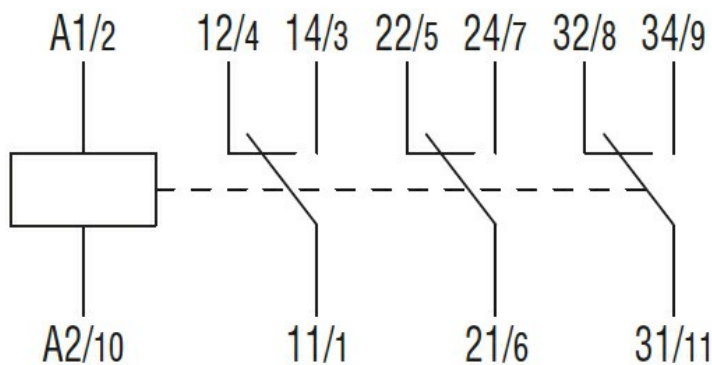
**Other features**

Indication	Yes
Mechanical contact position indicator	Yes
Mechanical test actuator	Yes

**Dimensions [mm (in)]**



**Wiring diagrams**



**Certifications and compliance**

Compliance

IEC/EN 61810

Certificates

CSA

cURus

EAC

**ETIM classification**

ETIM 8.0

EC001437 -  
Switching relay