



- Very Low Cost
- Compact and Low profile(1U: Single output)
- Inrush Current Limit
- Wide Input Voltage Range
(Universal Input or User Selectable Voltage)
- Over Voltage Protection
- Over Current Protection
- 3 Year Warranty
- Din-Rail Bracket Option


NEW!
RP 35-24

① Series name ② Total output wattage ③ Output voltage

Single Output

MODEL		RP35	RP50	RP75	RP100	RP150	RP200	RP350
INPUT VOLTAGE, FREQUENCY		AC 100-240 (AC 85-264V), 50/60Hz (47~63Hz) or DC 120-373V (Universal Input)				AC 100-120/200-240 (AC 85-132V/170-264V), 50/60Hz (47~63Hz) or DC 240~370V (switch on 230VAC)		
OUTPUT VOLTAGE/ CURRENT	5V	7.0	10.0	14.0	18.0	22.0	40.0	60.0
	12V	3.0	4.2	6.0	8.5	12.5	17.0	29.0
	24V	1.5	2.2	3.2	4.5	6.5	8.8	14.6
	48V	0.8	1.1	1.6	2.3	3.3	4.4	7.3
INPUT CURRENT [A] (Io=100%)	110V	0.7	0.95	1.4	1.9	3.0	4.0	6.8
	220V	0.55	0.56	0.85	1.2	1.7	2.2	3.4
EFFICIENCY [%] (24V 기준)	110V	-	88 typ	90 typ	91 typ	90 typ	91 typ	90 typ
	220V	89 typ						
OPERATING TEMP AND HUMID		-25~+70°C (Refer to "Derating Curve), 20~90% (Non Condensing)						
SAFETY REGULATION		CE,CB			CE, CB, KC(EMC)			
SIZE(W×H×D/mm)		99 x 82 x 30	99 x 82 x 30	99 x 97 x 30	129 x 97 x 30	159 x 97 x 30	215 x 115 x 30	215 x 115 x 30
WEIGHT(g)		205	230	260	300	450	650	750

* Ripple & Noise are measured at 20MHz by using a 150mm twisted pair of load wires terminated with a 0.1uF film capacitor and a 47uF el-cap.

NEW!

RP 35-BDW

① Series name ② Total output wattage ③ Output voltage

Dual Output

MODEL			RP35	RP50	
INPUT VOLTAGE, FREQUENCY			AC 100-240 (AC 85-264), 50/60Hz (47-63Hz) or DC 120-373V (Universal Input)		
OUTPUT VOLTAGE/ CURRENT	BDW	CH 1	5V	0 ~ 3.0	0 ~ 3.0
		CH 2	12V	0 ~ 1.6	0 ~ 3.0
	BHW	CH 1	5V	0 ~ 3.0	0 ~ 3.0
		CH 2	24V	0 ~ 0.8	0 ~ 1.5
	DDW	CH 1	12V	0 ~ 1.5	0 ~ 2.2
		CH 2	-12V	0 ~ 1.5	0 ~ 2.0
	EEW	CH 1	15	0 ~ 1.2	0 ~ 1.8
		CH 2	-15V	0 ~ 1.2	0 ~ 1.6
INPUT CURRENT [A] (Io=100%)	110V		0.8	1.30	
	220V		0.55	0.80	
EFFICIENCY [%]	110V		77 typ	78 typ	
	220V				
OPERATING TEMP AND HUMID			-25~+70°C (Required Derating), 20~90% (Non Condensing)		
SAFETY REGULATION			CE, CB		
SIZE(W×H×D/mm)			82×36×99	97×36×99	
WEIGHT(g)			300	400	



* Cross Regulation Test Condition : CH1 Io=60~100% / CH2 Io=60~100%

* Ripple & Noise are measured at 20MHz by using a 150mm twisted pair of load wires terminated with a 0.1uF film capacitor and a 47uF el-cap.

NEW!

RP 50-DD

① Series name ② Total output wattage ③ Output voltage

Triple Output

MODEL			RP50	
INPUT VOLTAGE, FREQUENCY			AC 100-240 (AC 85-264), 50/60Hz (47-63Hz) or DC 120-370V (Universal Input)"	
OUTPUT VOLTAGE/ CURRENT	DD	CH1	5V	0 ~ 4.0
		CH2	12V	0 ~ 2.0
		CH3	-12V	0 ~ 0.5
	EE	CH1	5V	0 ~ 4.0
		CH2	15	0 ~ 1.5
		CH3	-15V	0 ~ 0.5
INPUT CURRENT [A] (Io=100%)	110V		1.3	
	220V		0.8	
EFFICIENCY [%]	110V		75 typ	
	220V			
OPERATING TEMP AND HUMID			-25~+70°C (Required Derating), 20~90% (Non Condensing)	
SAFETY REGULATION			CE, CB	
SIZE(W×H×D/mm)			92 x 36 x 99	
WEIGHT(g)			400	

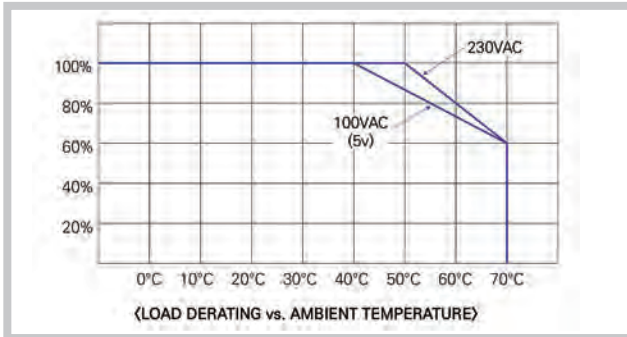


* Cross Regulation Test Condition : CH1 Io=60~100% / CH2 Io=60~100% / CH3 Io=60~100%

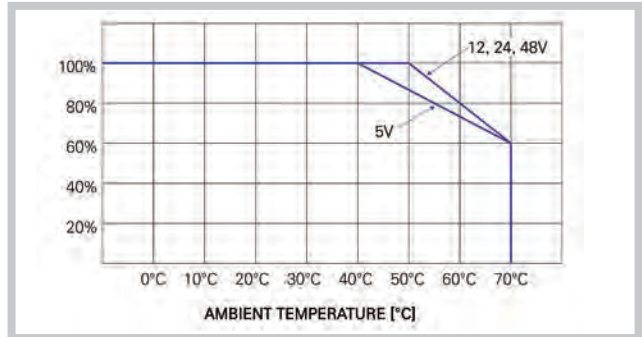
* Ripple & Noise are measured at 20MHz by using a 150mm twisted pair of load wires terminated with a 0.1uF film capacitor and a 47uF el-cap.

Output Derating Curve

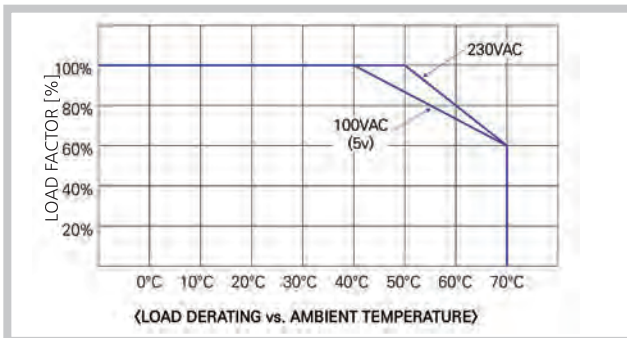
RP35,50-Series



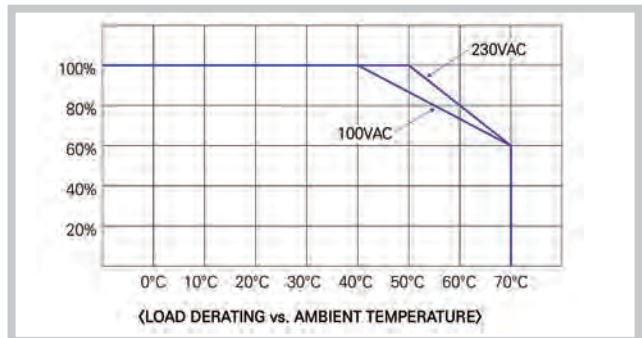
RP75-Series



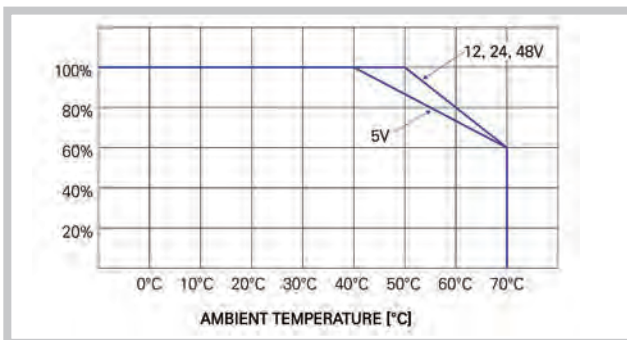
RP100-Series



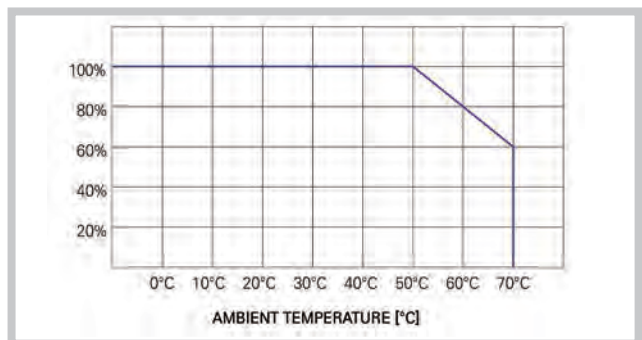
RP150-Series



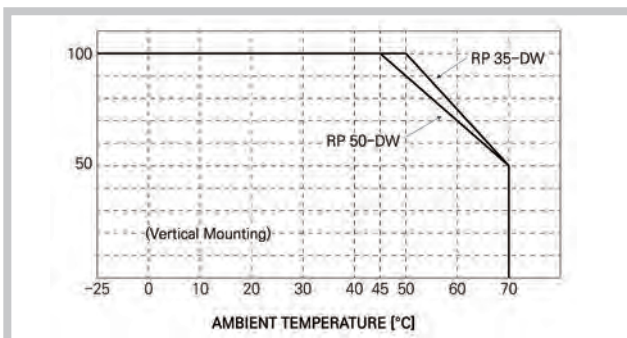
RP200-Series



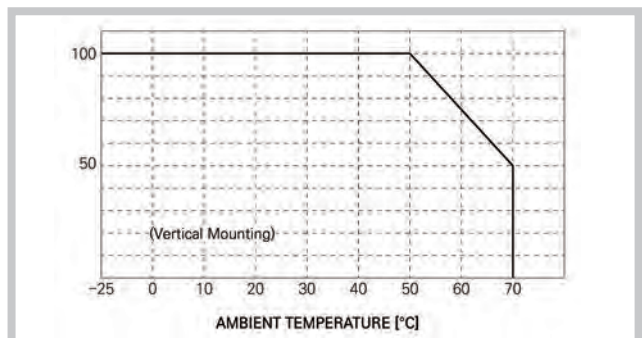
RP350-Series



RP35, 50 Dual-Series



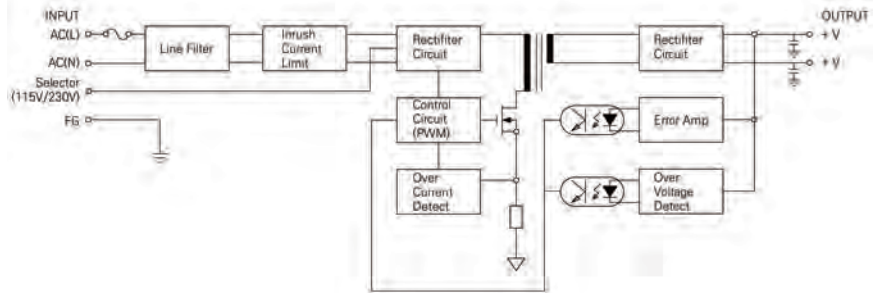
RP50 Triple-Series



RP 35
 RP 50
 RP 75
 RP 150

Series

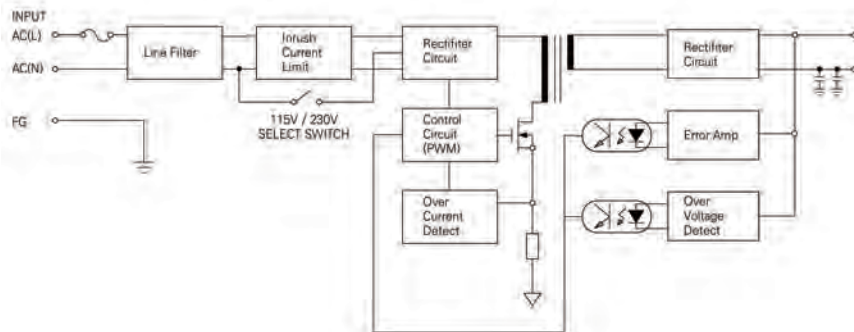
Block Diagram



RP 100
 RP 200
 RP 350

Series

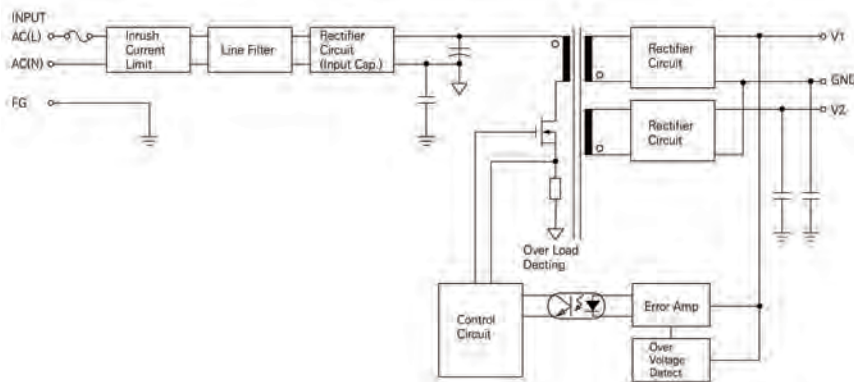
Block Diagram



RP 35
 RP 50
 BDW, BHW

Series

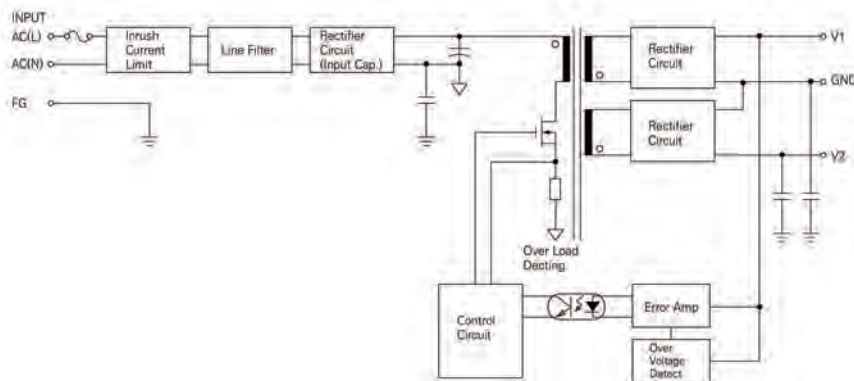
Block Diagram



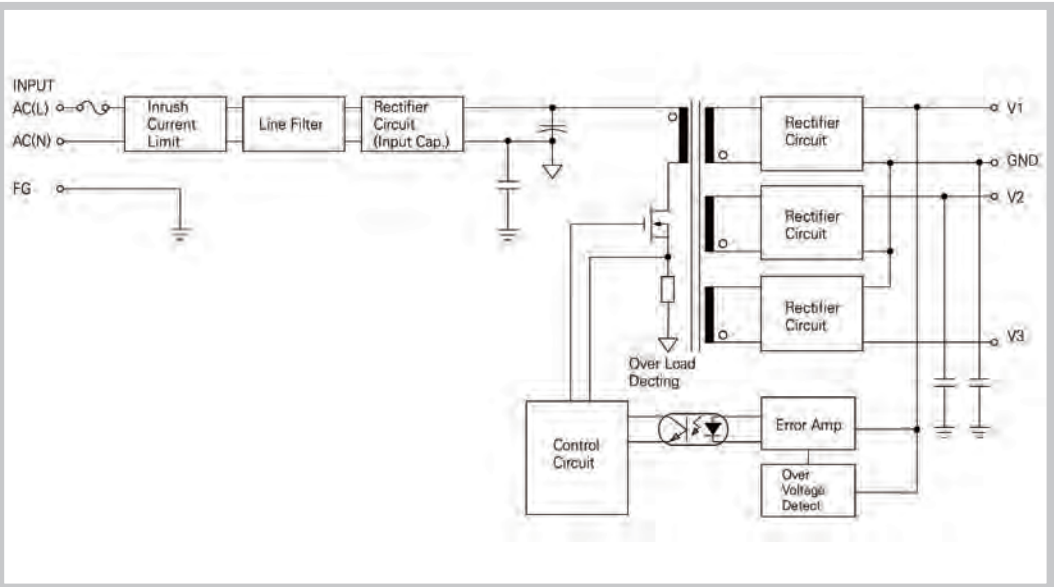
RP 35
 RP 50
 DDW, EEW

Series

Block Diagram



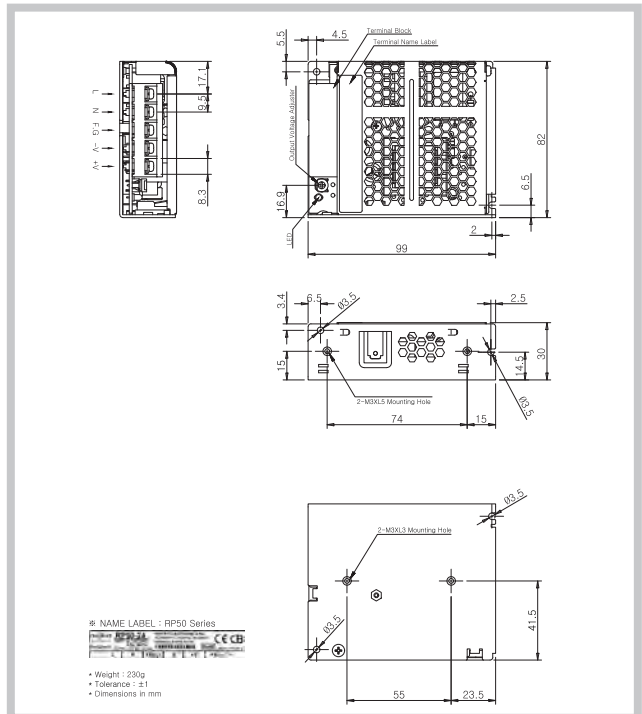
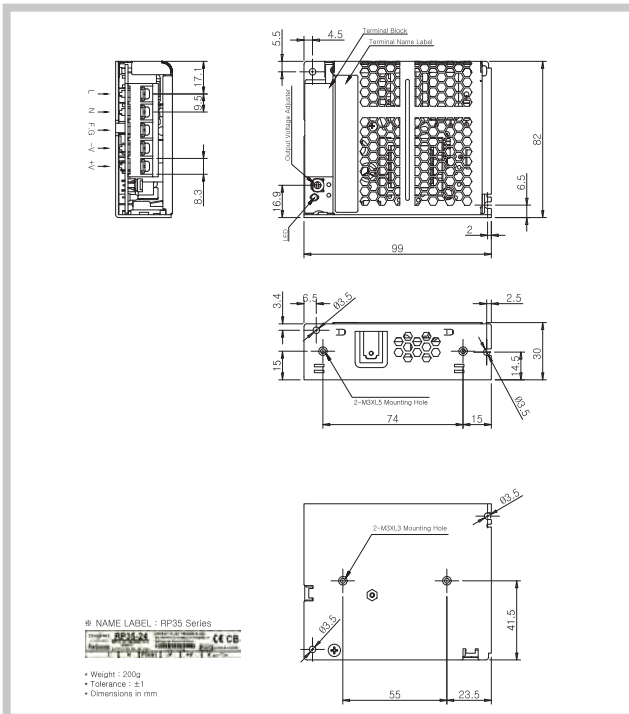
RP 50
DD, EE
Series
Block Diagram



Dimension

RP35-Series

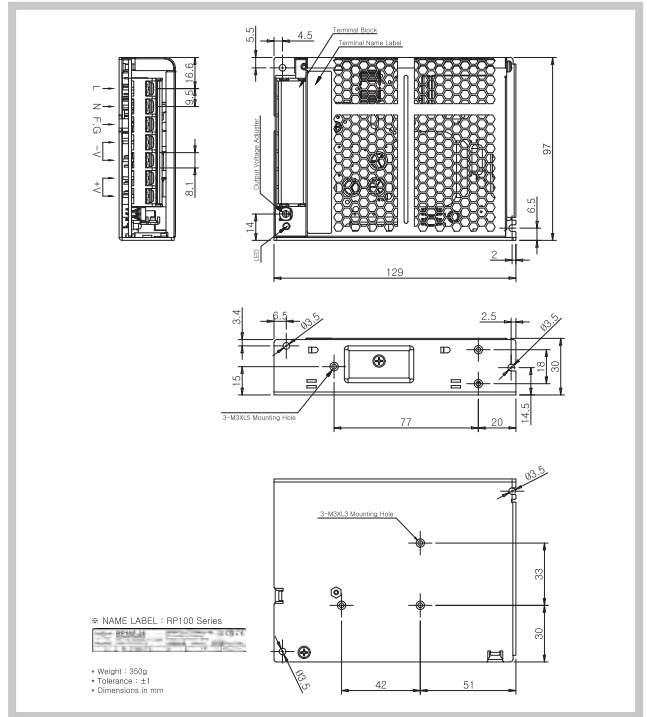
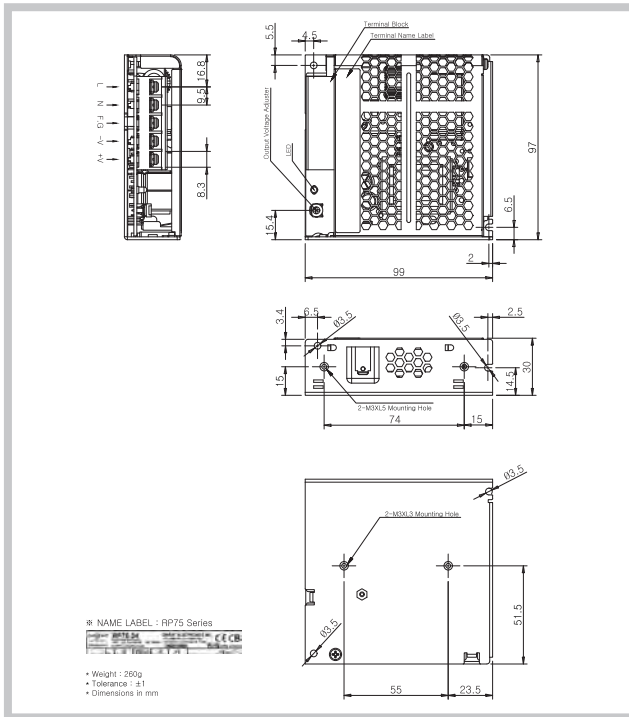
RP50-Series



Dimension

RP75-Series

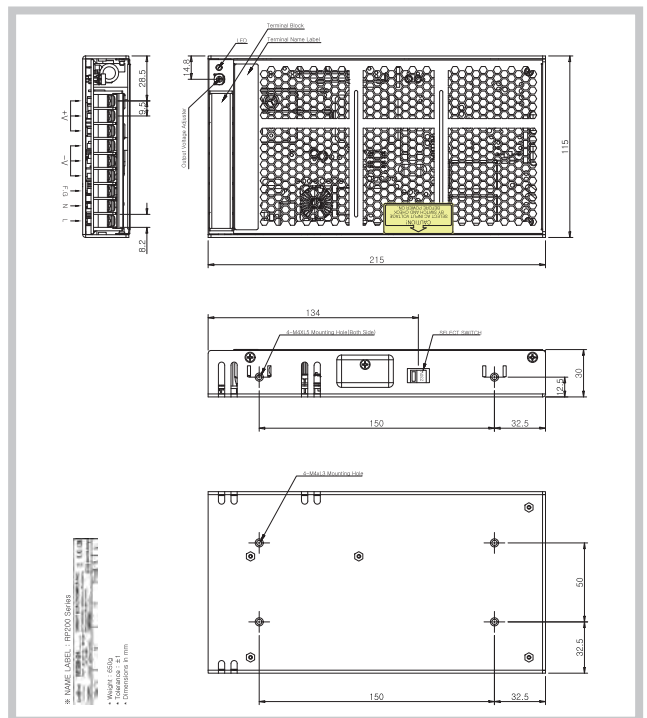
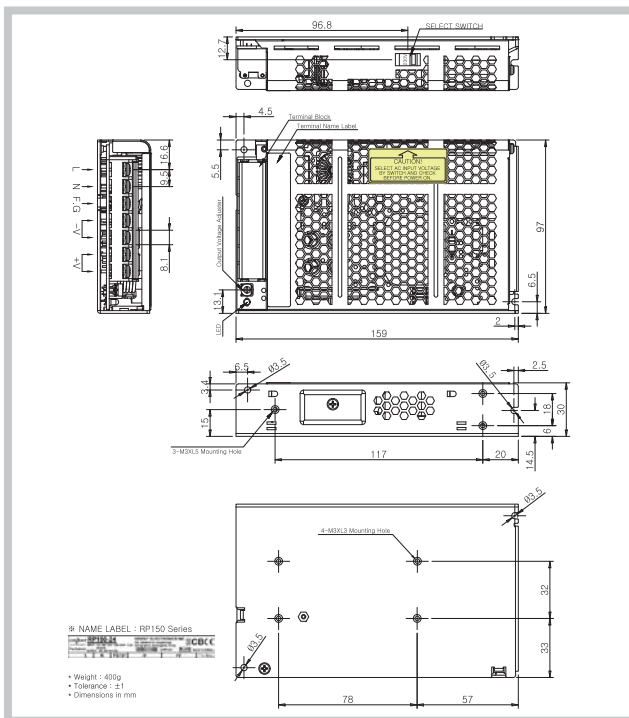
RP100-Series



Dimension

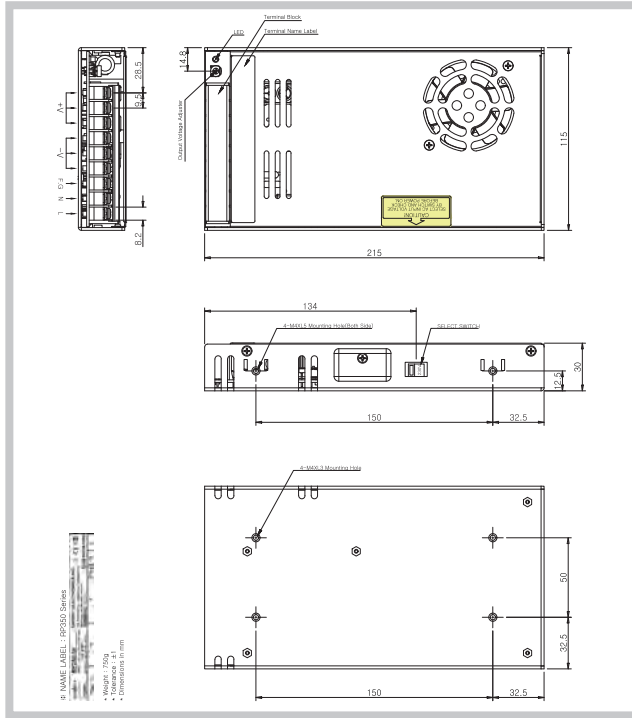
RP150-Series

RP200-Series

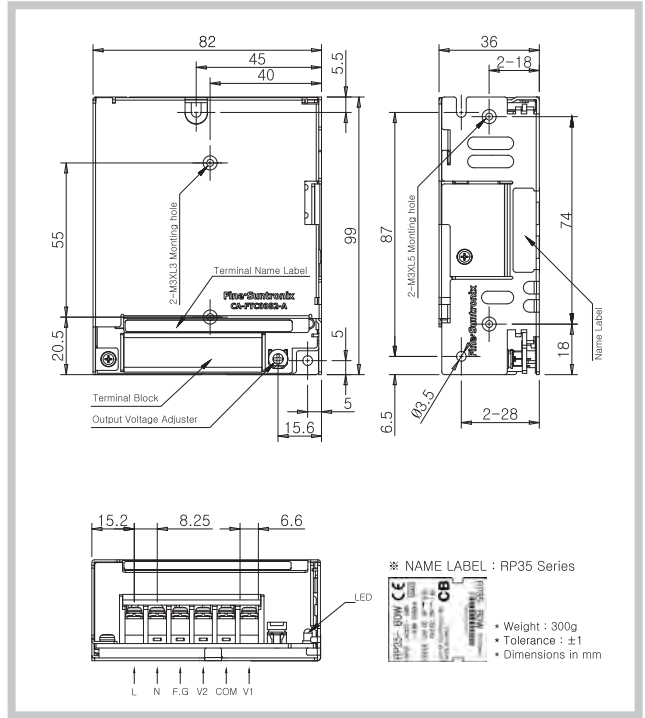


Dimension


RP350-Series



RP35 Dual-Series



RP-Series



Dimension

RP50 Dual-Series

RP35 Triple-Series

