



Address: Building 9, West District, Zhongjiao Science and Technology City,
Wei 26th Road, High Tech Zone, Xi'an city, China

Tel: +86-29-81118285

Whatsapp: +86-13379237013 (Skye)

Web: www.coepowers.com

Email: skye@coepower.com

Company Overview



Xi'an CoEpower Electric Co., Ltd. focus on the application of advanced power transformation technology in the field of power quality solutions, and provides users with Energy efficient power supply with power electronics technology as the carrier. The company is located at Xi'an National High-tech Industrial Development Zone, with industry leading independent R & D team and quality supervision system, and with Xi' an Jiaotong University and a number of well-known research institutes to maintain a long term cooperative relationship, always committed to provide customers with continuous optimization of power quality control program.

The company focus on customer demands, science and technology innovation, through many years of technology accumulation, has included APF active power filter, SVG static var generator, Hybrid power quality controller and a series of products power quality solutions. Through the refined research close to the needs of users, the related products already have the industry leading level, and are widely used in many industries, such as State Grid, hospital, sewage plant, electrified railway, urban rail transit, airport, port, petroleum, petrochemical, metallurgy, coal mine, automobile, shipbuilding, chemical industry, textile, communication, commercial building, etc. Based on technological innovation as the core competitiveness and multi-dimensional improvement of its own service level, we CoEpower is the drafter of the group standard of "low voltage active voltage deviation compensation device" and "low voltage hybrid dynamic reactive power compensation device" of china power supply society

In order to realize the close combination of scientific and technological research ,industry and development of the university , the company and the graduate student from Xi' an Jiaotong University the Electrical Engineering Academy ,have set up a cooperative training and education base for graduate students with professional degrees, and introduced the advanced technical experience of the team of experts in this field of Xi' an Jiaotong University continuously to support the improvement of the company's product development

The company takes the future green energy efficient utilization as the idea, adhering to the higher quality technology service customer, keeps updating science and technology innovation and the expansion, is willing to build a better clean energy world together with you.

CoEpower APF Functions


Meeting users' requirements:

PF=0.99 and THDi < 5%

Compensation for 2- to 50-order harmonics

Capacitive and inductive reactive power compensation

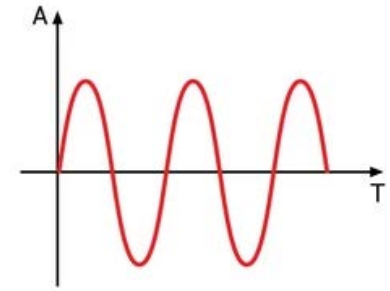
Three-phase unbalance compensation



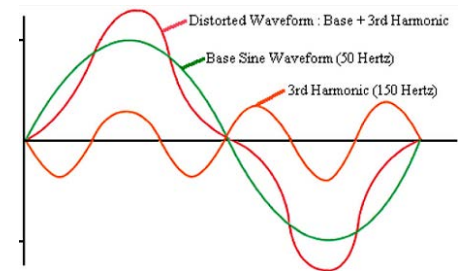
What's harmonic pollution?

In an electric power system, a harmonic of a voltage or current waveform is a sinusoidal wave whose frequency is an integer multiple of the fundamental frequency. Harmonic frequencies are produced by the action of non-linear loads such as rectifiers, discharge lighting, or saturated electric machines. They are a frequent cause of power quality problems and can result in increased equipment and conductor heating, misfiring in variable speed drives, and torque pulsations in motors and generators.

The impact of harmonic pollution is an increasing problem given the growth of sophisticated power electronics and the proliferation of non-linear loads in power systems. Such loads are increasingly used in all industrial, commercial and residential installations.



Sinusoidal AC Waveform



Waveform influenced by harmonics

Typical non-linear loads

Common examples of non-linear loads include rectifiers, variable-speed drives and electronic devices such as computers, printers, TVs, servers and telecoms systems that use switched-mode power supply (SMPS) power conversion technologies. They are also typically found with blade servers.

Typical non-linear loads include:

Variable speed drives for asynchronous and DC motors

Industrial equipment (induction furnaces, static converters, welding machines)

Uninterruptible power supplies (UPS) and saturated magnetic devices

Office equipment (computers, servers, printers, photocopy machines)

Switch-mode power supplies, fluorescent lighting, TV, light dimmers, microwave ovens, etc.

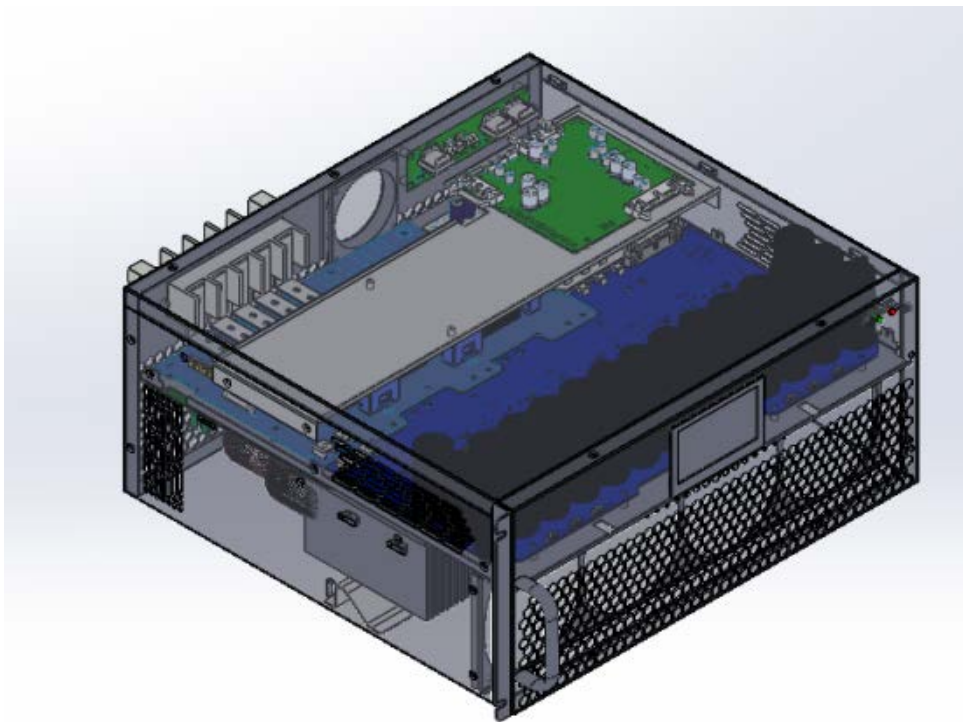
What problems can harmonics cause?

Harmonics causes malfunctioning of electrical/electronic parts, overheating of neutral wires, transformer heating, and malfunctioning of power factor correction capacitors, power generation and transmission losses, disruption of protection, control and communication networks as well as customer loads

- Overheating (thermal losses) of cables, transformers, motors & distribution panels resulting in greater electrical & mechanical stress on the electrical system
- Costly downtime leading to higher operation and replacement costs
- Reduction in the lifespan of equipment, including motors and drives
- Premature degradation of a motor's bearings & insulation
- Overloading of neutral conductors
- Load imbalance
- Unstable network conditions
- Malfunction or premature failure of equipment
- Reduced safety levels of installations
- Logic faults or component failures in PLC's/SCADA/BAS systems or other sensitive loads
- Nuisance tripping of protective devices
- Poor power factor

How do filters reduce harmonics?

Active filter cancels the harmonics current on the ac system by injecting current of same amplitude and reverse phase as the harmonic currents of the load to offset the harmonic current.



Advanced Performance

The 3-Level Topology Design Approach

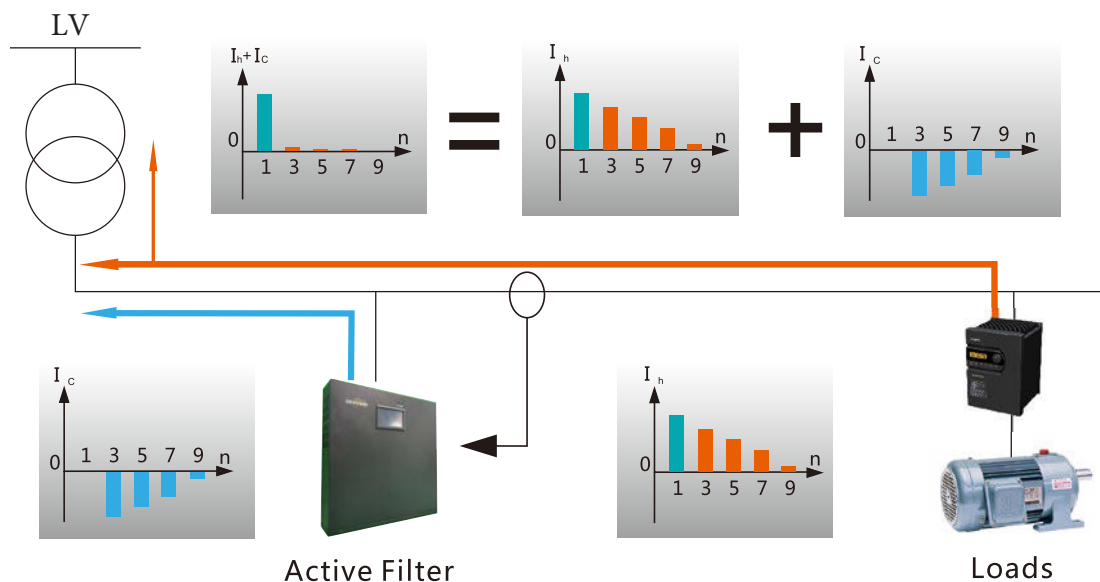
CoEpower have introduced their latest generation 3-level NPC topology Active Power Filters that incorporate many unique and innovative design features. Active Power Filters are designed for mitigating harmonics that are injected into power networks by non-linear loads.

Generally installed in floor stand cabinet or wall mounted hanging modules, the 3 level active filters has the following main features

Fast response time, 20KHz high IGBT switching frequency

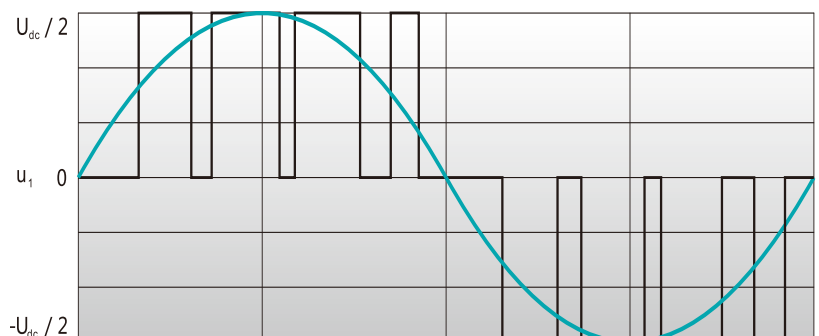
Improve system voltage resistance

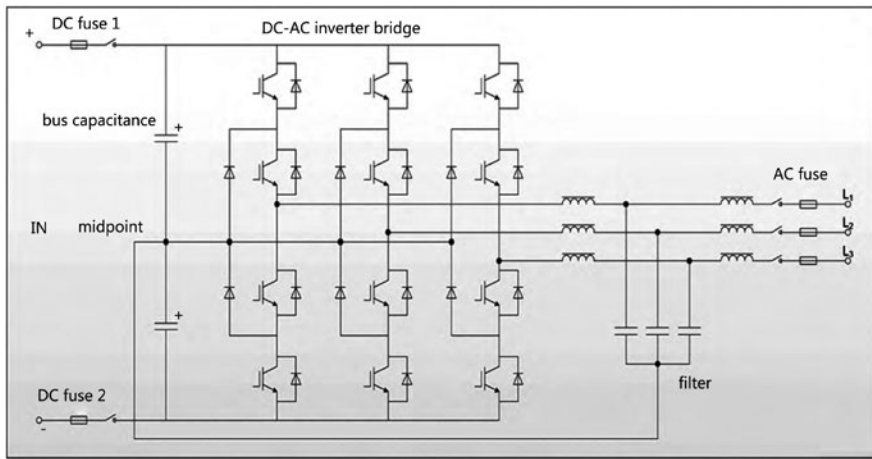
Dynamic real time compensation, not affected by system imbalance



When harmonic mitigation is required, the operating circuit measures the load current and calculates the harmonic current spectrum via the advanced control algorithm programmed in the DSP. CoEpower APF series employs a Fast Fourier Transform (FFT) logic calculation method for the harmonic current spectrum from the 2nd to the 50th order. The logic then determines the amplitude of the compensated current control signal, to be injected at the opposite phase angle for each harmonic order selected for mitigation.

The compensated current generating circuit will then provide a control signal to the IGBT (semiconductor switch) via Pulse Width Modulation (PWM) and consequently a compensation current with perfect opposite phase for each harmonic is injected into the system. As a result, the harmonic currents at the supply side are significantly reduced.





3-level Topology Circuit Diagram

Owing to its 3-level topology design based on a zero level voltage transformation (comprising of IGBT's of lower voltage corresponding higher switching frequency). CoEpower Active Power Filters are capable of suppressing the undesirably generated ripple currents effectively and promote a high compensation precision for the output waveform with respect to the sinusoidal waveform.

Harmonics Compensation Capability

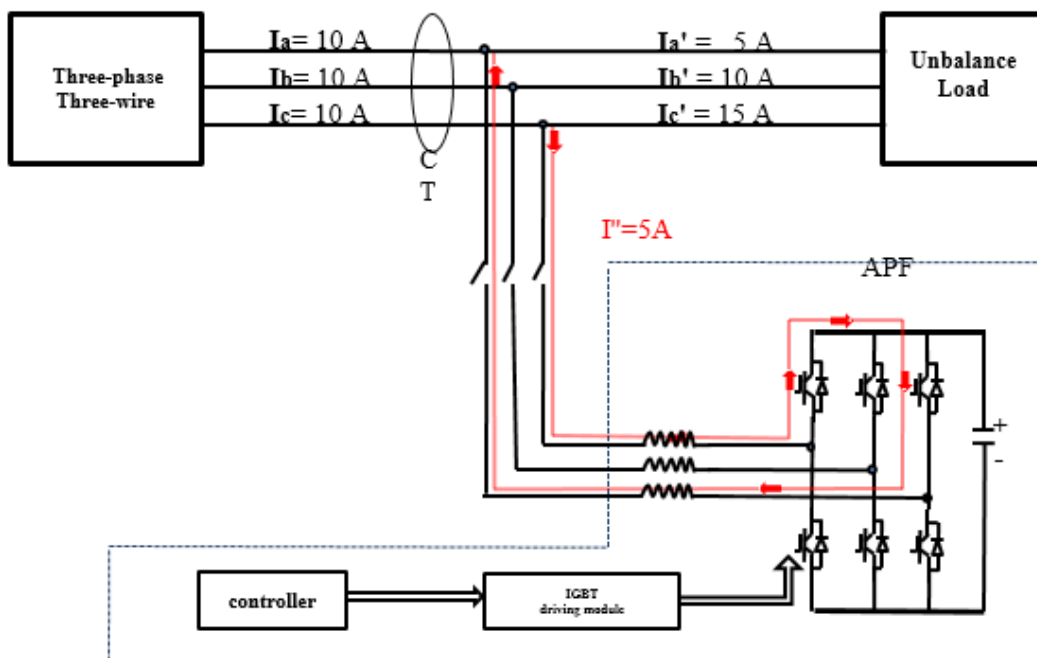
Compensates 2nd to 50th harmonic order or simultaneous compensation or all 50 harmonic orders.

Algorithm Intelligence

Intelligent technology that integrates both FFT and Dynamic Compensation Modes, customised to the client's requirements

Load Balancing and Reactive Power

During operation, CoEpower Active Power Filters are capable of measuring each phase and then redirecting the existing load current to balance the phases. They are also capable of using their remaining capacity to dynamically inject reactive power to correct the power factor. It is possible for the user to program the unit to prioritise load balancing or reactive power, depending on the application.



Modular, Compact Size and Light Weight

Traditional Active Power Filters are large and heavy, often taking up valuable floor space in switch rooms. CoEpower have applied new generation thinking and innovative design principles to create a range of Active Power Filters that feature a modular design and are available in wall-mount, rack-mount and rack/cabinet configurations. This flexibility gives engineers multiple options to cater for all situations and ultimately save valuable space and 'floor real-estate'

- ✓ Up to 150A capability from a wall-mount solution
- ✓ Up to 150A capability from a single rack-mount module
- ✓ Up to 750A capability from a single cabinet solution

30A Solutions



▲ 30A Rack-Mounted APF – 14kg
452.5W x 450D x 86H (mm)

▶ 30A Wall-Mounted APF – 15kg
423W x 88D x 550H (mm)



50A Solutions



▲ 50A Rack-Mounted APF – 14kg
452.5W x 450D x 86H (mm)

▶ 50A Wall-Mounted APF – 15kg
423W x 88D x 550H (mm)



75A Solutions



▲ 75A Rack-Mounted APF – 35kg
550.6W x 540D x 190H (mm)

▶ 75A Wall-Mounted APF – 36kg
503W x 190D x 597H (mm)



100A Solutions



▲
100A Rack-Mounted APF – 35kg
550.6W x 540D x 190H (mm)

▶
100A Wall-Mounted APF – 36kg
503W x 190D x 597H (mm)



150A Solutions



▲
150A Rack-Mounted APF –
44kg 558W x 540D x 220H (mm)

▶
150A Wall-Mounted APF – 45kg
503W x 220D x 608H (mm)



Cabinet Solutions




▲ 400V APF Cabinet



▲ 480V APF Cabinet

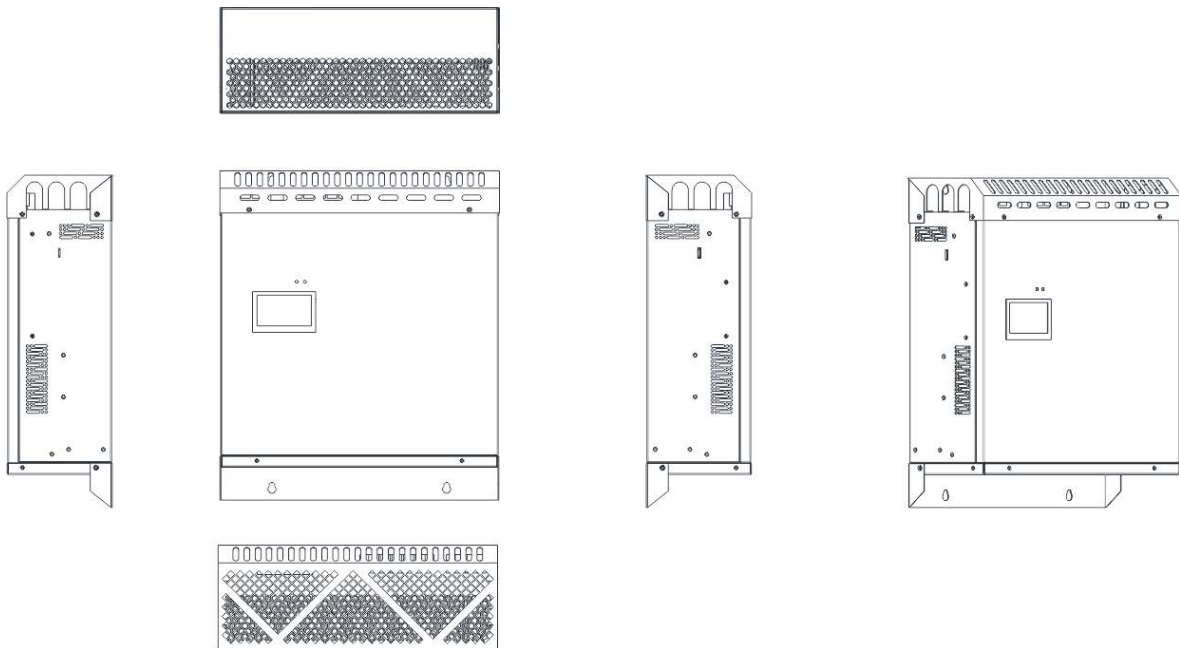
Installation mode

Support rack mount and wall mount two installation methods



Rack Mount Cabinet

Rack mounted, suitable for centralized treatment and local treatment. The maximum capacity of parallel cabinet is 750A. 7/10 inch optional LCD touch screen. It can be parallel with various types of distribution cabinets, which is convenient for installation



Wall Mount Module

Wall mounted installation is suitable for local treatment and other situations where the installation space is relatively tight. Single APF module wall mounted installation is flexible and convenient

Key Features

Easy to Use Graphical User Interface

The CoEpower series integrates a HMI including a graphical user interface. It offers direct control, configuration, monitoring and harmonics analysis of the APF without the need of a PC. Communication options, detailed alarm events and fault reporting with real time stamp are also included.

Backlit Display

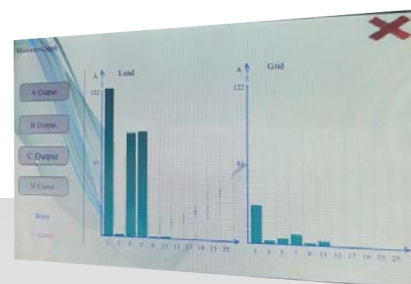
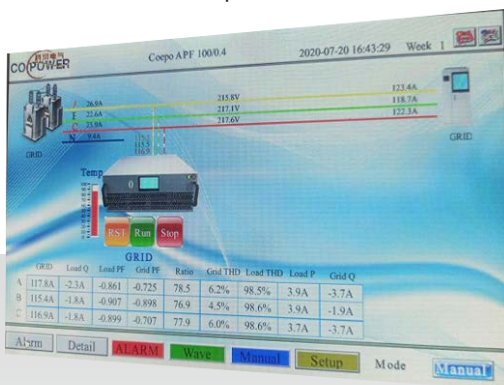
Incorporating a high level of readability and ease of menu navigation, the backlit LCD display offers:

- Access and configuration of operating parameters
- Measurement data in numerical, graphical and spectrum
- Operation status inclusive of detailed alarms and fault messages
- Password protected for critical settings

Measurements

Provides a comprehensive set of measurement data for analysis, such as:

- Network RMS voltages and currents
- Network Voltage and current distortions (THDu and THDi)
- Total RMS load currents and THDi
- System frequency
- Load factor
- Compensated RMS currents
- Comparison of PF (before and after)
- Graphical waveform of network voltages and currents, load and compensated currents
- Harmonic spectrum for network and load currents, from 2nd to 50th harmonic order



CoEpower APF Technical Sheet

Item	
Rated input	380V* (1±20%)
Power grid frequency	50 Hz / 60 Hz
Parallel operation	Unlimited
Overall efficiency	≥ 97%
Power grid structure	3P3W, 3P4W
CT	50/5 ~ 5000/5
Performance indicators	
Rated capacity	30A/50A/75A/100A/150A
Harmonic compensation	Available
Reactive power compensation	Available
Unbalance compensation	Available
Filtering range	2 to 50 orders
Filtering degree	Adjustable from 2 to 50
Filter performance	THDi<5%
Overall response time	<10ms
Target power factor	Adjustable from -1 to +1
Control algorithms	FFT, Intelligent and instantaneous reactive power
Switching frequency	20kHz
Noise level	<60dB
Communications and monitoring capabilities	
Communications ports	RS485 Communication And MODBUS -RTU Protocol/Optional Ethernet
Communications protocols	Modbus Protocol
Module display interface	4.3inch Touch screen
PC software	Optional
Protection functions	over-voltage protection, under-voltage protection, short-circuit protection, inverter bridge inverse protection, over-compensation protection and so on
Fault alarm	Available at most 500 alarm records
Monitoring	Independent monitoring and centralized monitoring
Mechanical properties	
Altitude	1% up 2000 m. Between 2000 m to 4000 m, according to GB/T3859.2, the power decreases by 1% for every additional 100 m.
Operating temperature	-10°C ~ +45°C
Relative humidity	5% to 95% non-condensing
Protection class	IP20 (other IP classes are customizable.)

Note : 1. Customize service optional.
2. Product update without further notice.

SVG Functions



CoEpower SVG main function

PF=0.99

(-1,1) Capacitive and inductive reactive power compensation

3 phase imbalance correction

2-12th harmonic filtering



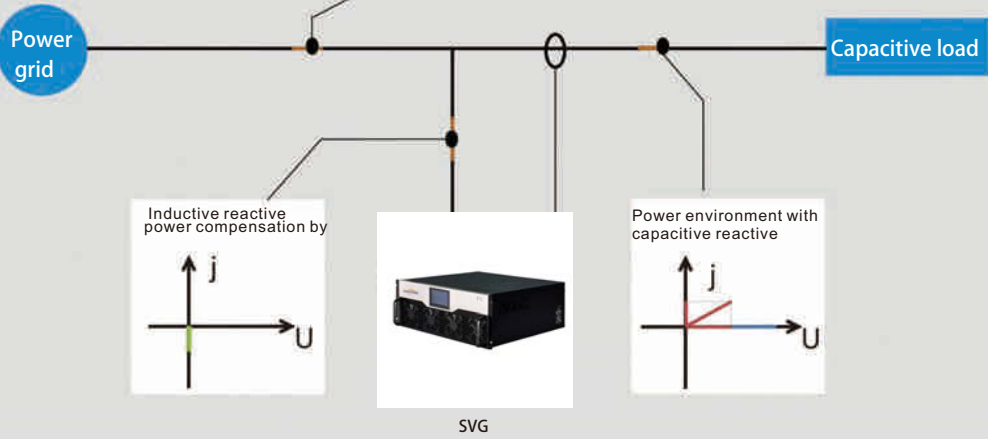

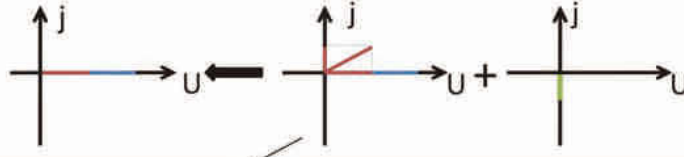
CoEpower SVG

CoEpower SVG Static Var Generator work through the external CT current transformer, real-time monitoring the load current, and through the internal DSP calculation to analyze the reactive current, and then set this value to control the PWW signal to send control signals to the internal IGBT inverter Device to meet the requirements of the reactive power compensation current, and ultimately achieve the purpose of dynamic reactive power compensation.

SVG operating principle

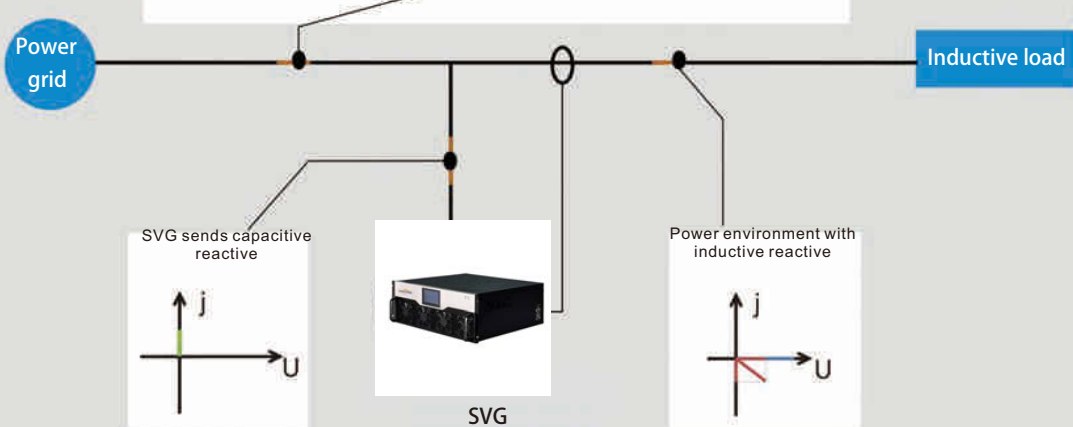
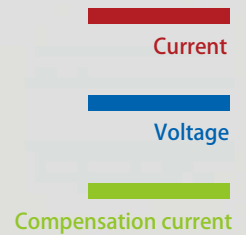
Capacitive reactive power compensation by SVG (vector graph)

PF=0.99 after reactive power compensation by SVG



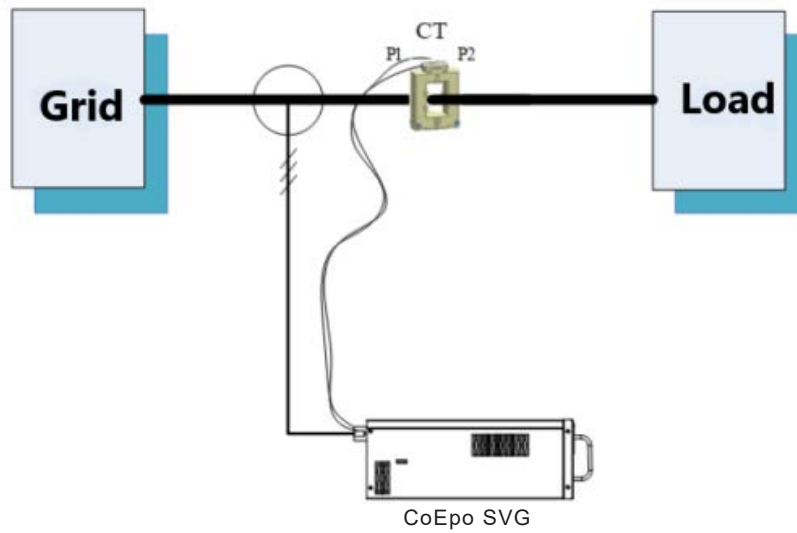
Inductive reactive power compensation by SVG (vector graph)

PF=0.99 after reactive power compensation by SVG

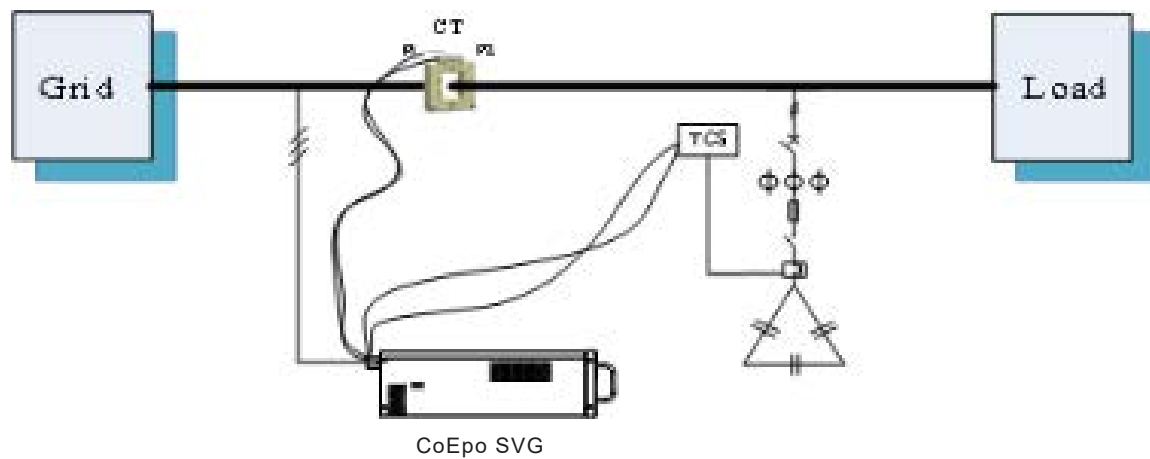


How SVG wiring?

1. Pure SVG compensation system



2. Independent control in hybrid compensation system with APFC

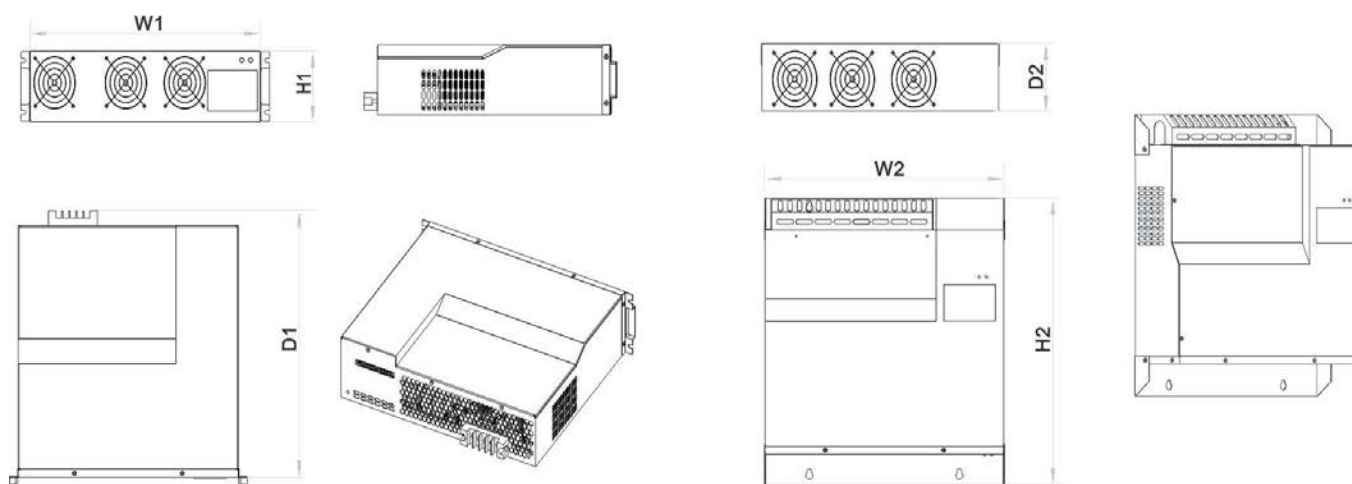


CSVG (CoEpo Static var generator)

Mode description

$\frac{C}{A}$	$\frac{SVG}{B}$	$\frac{XXX}{C}$	$\frac{0.4}{D}$	$\frac{W}{E}$
Serial number				
A	Company code :CoEpo			
B	SVG (Static Var Generator)			
C	Compensation current: 30kvar/50kvar/75kvar/100kvar			
D	Voltage degree: 0.4KV (400V)			
E	D:Rack mounted W:Wall mounted			

Product structure



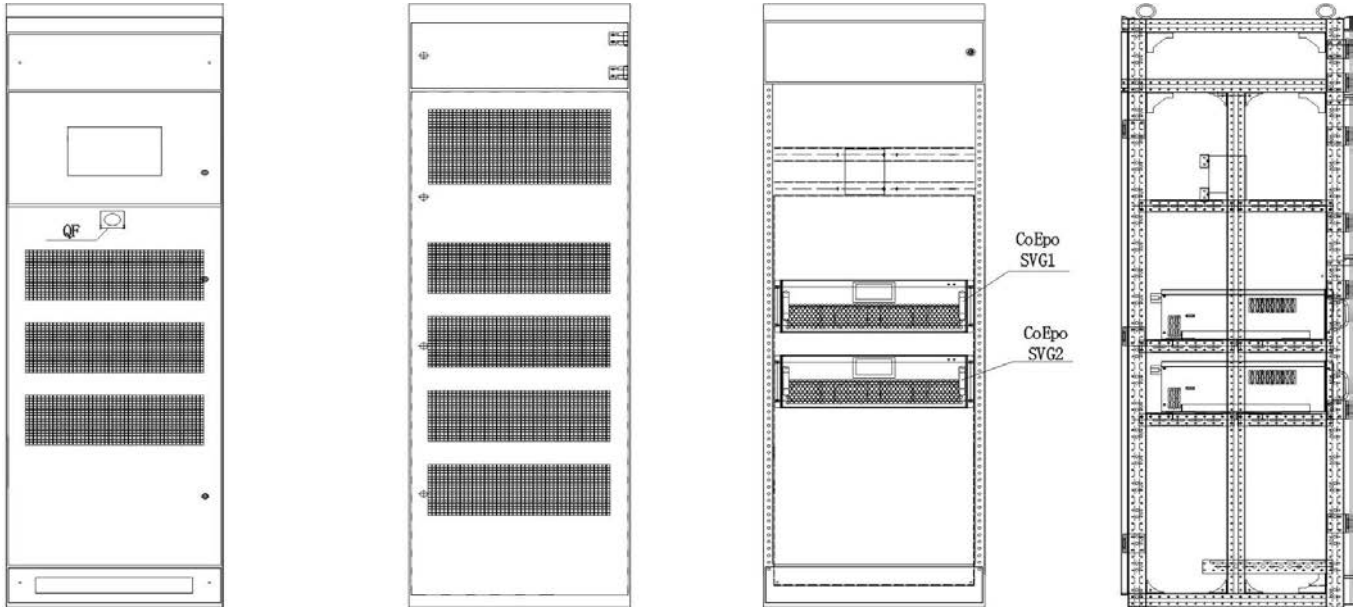
Rack Mounted

Wall Mounted

Installation	Rack Mounted				Wall Mounted		
	30kvar/50kvar		75kvar	100kvar	30kvar/50kvar	75kvar	100kvar
Dimension(mm)	452.5	472	550.6	558	423	503	503
W	452.5	472	550.6	558	423	503	503
D	450	540	540	540	88	122	220
H	86	122	190	220	550	558	608

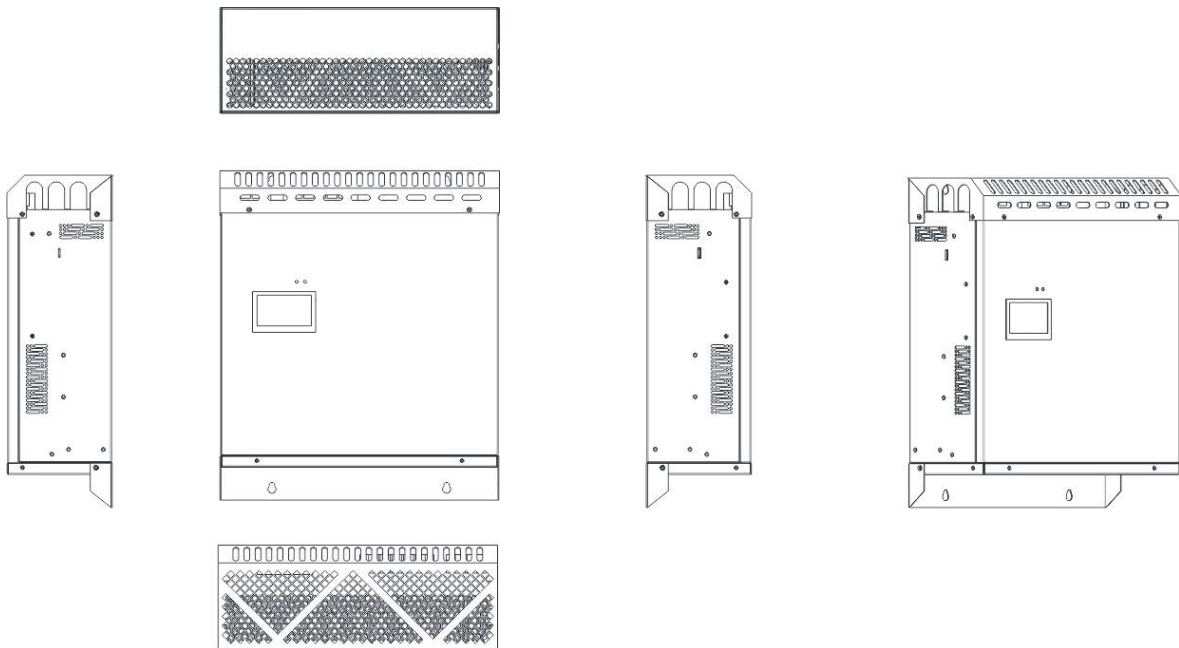
Installation mode

Support rack mount and wall mount two installation methods



Rack Mount Cabinet

Rack mounted, suitable for centralized treatment and local treatment. The maximum capacity of parallel cabinet is 500kvar. 7inch LCD touch screen is selected. It can be parallel with various types of distribution cabinets, which is convenient for installation



Wall Mount

Wall mounted installation is suitable for local treatment and other situations where the installation space is relatively tight. Single SVG module wall mounted installation is flexible and convenient

CoEpower SVG Technical Sheet

Item	
Rated input	380V* (1±20%)
Power grid frequency	50 Hz / 60 Hz
Parallel operation	Unlimited
Overall efficiency	≥ 97%
Power grid structure	3P3W, 3P4W
CT	50/5 ~ 5000/5
Performance indicators	
Rated capacity	30kvar/50kvar/75kvar/100kvar
Harmonic compensation	Available
Reactive power compensation	Available
Unbalance compensation	Available
Filtering range	2 to 12 orders
Filtering degree	Adjustable from 2 to 50
Filter performance	THDi<5%
Overall response time	<10ms
Target power factor	Adjustable from -1 to +1
Control algorithms	FFT, Intelligent and instantaneous reactive power
Switching frequency	20kHz
Noise level	<60dB
Communications and monitoring capabilities	
Communications ports	RS485 Communication And MODBUS -RTU Protocol/Optional
Communications protocols	Modbus Protocol /optional Ethernet
Module display interface	4.3inch Touch screen
PC software	Optional
Protection functions	over-voltage protection, under-voltage protection, short-circuit protection, inverter bridge inverse protection, over-compensation protection and so on
Fault alarm	Available at most 500 alarm records
Monitoring	Independent monitoring and centralized monitoring
Mechanical properties	
Altitude	1% up 2000 m. Between 2000 m to 4000 m, according to GB/T3859.2, the power decreases by 1% for every additional 100 m.
Operating temperature	-10°C ~ +45°C
Relative humidity	5% to 95% non-condensing
Protection class	IP20 (other IP classes are customizable.)

Note : 1. Customize service optional.
2. Product update without further notice.



Partial Global Application case show



Coepower typical SVG Application Field

Industrial Manufacturing

Food,beverage ,Furniture,ShipYard,Automobile manufacturing, Semiconductors or Natural gas smelting,Oil drilling etc.



Infrastructure

Airport , Subway,Railway,Tunnel ,EV charging station etc.



DATA Center

Internet company,Telecomm,Bank



Commercial Building

Office building,shopping mall,Commercial Center apartment



CoEpower series SVG APF has been exported to more than 50+ countries ,involved in a wide range application filed covers PV system,Furniture manufacturing,Water processing, Automataion manufacturing,Semiconductor manufacturing,Food and beverage ,Airport ,Railway station,Data center,Bank,Hospital




Malaysia sugar Factory
Coepo APF-4L-400V, 3P4W,300A



Philippines Mineral Water plant
Coepo APF-4L-400V, 3P4W,600A



Spain wood processing plant
Coepo APF-4L-400V, 3P4W,2600A
Coepo SVG-4L-400V, 3P4W,200Kvar



SouthhKorean Mobile phone manufacturing plant
Coepo SVG-4L-400V, 3P4W,27*50Kvar



Beijing Da Xing International Airport

Coepo-APF-4L-400V 3P4W,1200A
Coepo-SVG-4L-400V 3P4W,600kvar



HONG KONG S.A.R Airport Runway 3

Coepo-APF-4L-400V 3P4W,800A
Coepo-SVG-4L-400V 3P4W,500kvar



Shaan Xi Jing Bian Airport

Coepo-APF-4L-400V 3P4W,500A
Coepo-SVG-4L-400V 3P4W,300kvar

Xi'an North High Speed Railway Station

Coepo-APF-4L-400V 3P4W,1000A



C E R T I F I C A T E
of Conformity
EC Council Directive 2014/30/EU
Electromagnetic Compatibility

Registration No.: AE 50511302 0001

Report No.: CN21TBON 001

Holder: Xi 'an CoEpower Electric Co., Ltd.
E101A, Gazelle Valley, Jinye Road
NO.69 Entrepreneurship Research and Development Park,
Xi'an Hi-tech Zone, Xi'an,
Shaanxi
P.R. China

Product: Electrical Equipment
(Active Power Filter)

Identification: Type Designation : CoEpo APF/150-0.4-W
Serial No. : Engineering sample
Remark: Refer to test report CN21TBON 001 for details.

Tested acc. to: EN IEC 61000-6-2:2019
EN IEC 61000-6-4:2019

This certificate of conformity is based on an evaluation of a sample of the above mentioned product. Technical Report and documentation are at the Licence Holder's disposal. This is to certify that the tested sample is in conformity with all provisions of Annex I of Council Directive 2014/30/EU. This certificate does not imply assessment of the production of the product and does not permit the use of a TÜV Rheinland mark of conformity. The holder of the certificate is authorized to use this certificate in connection with the EC declaration of conformity according to the a.m. Directive.

Date 14.07.2021



TÜV Rheinland LGA Products GmbH - Tillystraße 2 - 90431 Nürnberg

Ⓒ The CE marking may only be used if all relevant and effective EC Directives are complied with. Ⓒ

C E R T I F I C A T E
of Conformity
EC Council Directive 2014/30/EU
Electromagnetic Compatibility

Registration No.: AE 50511297 0001

Report No.: CN21FLS1 001

Holder: Xi 'an CoEpower Electric Co., Ltd.
E101A, Gazelle Valley, Jinye Road
NO.69 Entrepreneurship Research and Development Park,
Xi'an Hi-tech Zone, Xi'an,
Shaanxi
P.R. China

Product: Electrical Equipment
(Static Var Generator)

Identification: Type Designation : CoEpo SVG/100-0.4-W
Serial No. : Engineering sample
Remark: Refer to test report CN21FLS1 001 for details.

Tested acc. to: EN IEC 61000-6-2:2019
EN IEC 61000-6-4:2019

This certificate of conformity is based on an evaluation of a sample of the above mentioned product. Technical Report and documentation are at the Licence Holder's disposal. This is to certify that the tested sample is in conformity with all provisions of Annex I of Council Directive 2014/30/EU. This certificate does not imply assessment of the production of the product and does not permit the use of a TÜV Rheinland mark of conformity. The holder of the certificate is authorized to use this certificate in connection with the EC declaration of conformity according to the a.m. Directive.

Date 14.07.2021



Certification Body


Ying Xie

TÜV Rheinland LGA Products GmbH - Tillystraße 2 - 90431 Nürnberg

CE The CE marking may only be used if all relevant and effective EC Directives are complied with. **CE**