

Digital Hour Meter & Counter

- Suitable for Hour meter & Counter (Up / Down) application
- Wide Hour meter range from 1 sec to 9999999 hrs
- Wide counter range from 1 to 9999999 counts
- Prescaling facility for Counter
- Runtime set point change & Alarm facility for both Hour meter & Counter
- Configurable NO/NC Relay & MOSFET Output with Over Load detection
- Retentive & Non-Retentive modes
- 7 Digit LCD with luxurious green backlight & Password Protection
- Compact size
- Suitable for panel mounting



Ordering Information

Cat. No.	Description
Z2301N0G1FT00	9-30 V DC (with dual MOSFET output)
Z2221N0G2FT00	85-265 V AC/DC (with Relay output)

Digital Hour Meter & Counter



Cat. No.		Z2301N0G1FT00	Z2221N0G2FT00
Parameters			
Supply Voltage (±)		9 - 30 VDC	85 - 265 VAC/DC
Power Consumption (W)		2 W max.	2 VA / 1W
Supply Frequency		50 / 60 Hz	
I/P Signal Characteristics			
Signal Voltage Range		9 - 30 VDC	85 - 265 VAC & 100 - 265 VDC
Signal Isolation		2kV	
Output Characteristics			
Output type		2 MOSFET: 30 VDC/60 mA (Max.) Note: Use isolated input supply	Relay: 1 NO, Contact Rating: 5 A(Res.) @ 250 VAC/30 VDC Contact Material: Ag Alloy
Functional Characteristics			
Display		7 digit LCD , 6,5 mm Height, 12 O' Clock, Transmissive	
Number of keys		2 (SET key & RST key)	
Reset function	Reset type	Terminal	Front
	Time (min.)	80 ms	3 Sec
	Auto Reset	-	
Hour Meter Functions	Accuracy	± 2sec per Day	
	Ranges	Hrs : Min : Sec (999:59:59), Hrs : Min (9999:59), Hrs (9999999), Min (9999999), Sec (9999999)	
Counter Functions	Input Signal	For Hour counting detection, Signal has to be present for min. 3msec & signal has to be absent for min 20msec.	
	Accuracy	100%	
	Range	1 to 9999999.999	
	Decimal Point Position(max.)	3	
	Pre-scaler	4 Digit	
Input Signal	Switching Freq.(max.)	10 Hz for AC and 40 Hz for DC	
	Pulse Width min.	50ms ON/50ms OFF for AC, 12.5ms ON/12.5ms OFF for DC	
Environmental Characteristics			
Operating Temperature		-5° C to +55° C	
Storage Temperature		-10° C to +60° C	
Humidity		5 to 95% Rh (Without condensation)	
Maximum Operating Altitude		2000 m	
Pollution Degree		II	
Degree of Protection		Front side: IP40; Terminals: IP20, Housing : IP30	
Enclosure material		UL 94 V0 Plastic	
Casing color		Black	
Other Characteristics			
Mounting		Flush mounting on panel cut-out	
Panel Cut-out		22mm X 44.8mm	
Weight (Un-packed)		52 gm	
Operating position		Horizontal	
Termination wire Sizes		Wire size : 22-14 AWG, 0.3-2.5 mm	

EMI / EMC

Harmonic Current Emissions	IEC 61000-3-2
Voltage Flicker & Fluctuation	IEC 61000-3-3
ESD	IEC 61000-4-2
Radiated Susceptibility	IEC 61000-4-3
Electrical Fast Transients (Supply)	IEC 61000-4-4
Electrical Fast Transients (Signal)	IEC 61000-4-4
Surge	IEC 61000-4-5
Conducted Susceptibility	IEC 61000-4-6
Power Frequency Magnetic Field	IEC 61000-4-8
Voltage Dips	IEC 61000-4-29
Conducted Emission	CISPR 11
Radiated Emission	CISPR 11

Safety Compliance:

Test Voltage (All terminal to housing)	IEC 60947-5-1
Single fault	IEC 61010-1
Leakage Current	UL 508

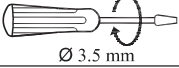

Environmental

Cold Heat	IEC 60068-2-1
Dry Heat	IEC 60068-2-2
Vibration	IEC 60068-2-6
Repetitive Shock	IEC 60068-2-27
Non-Repetitive Shock	IEC 60068-2-27

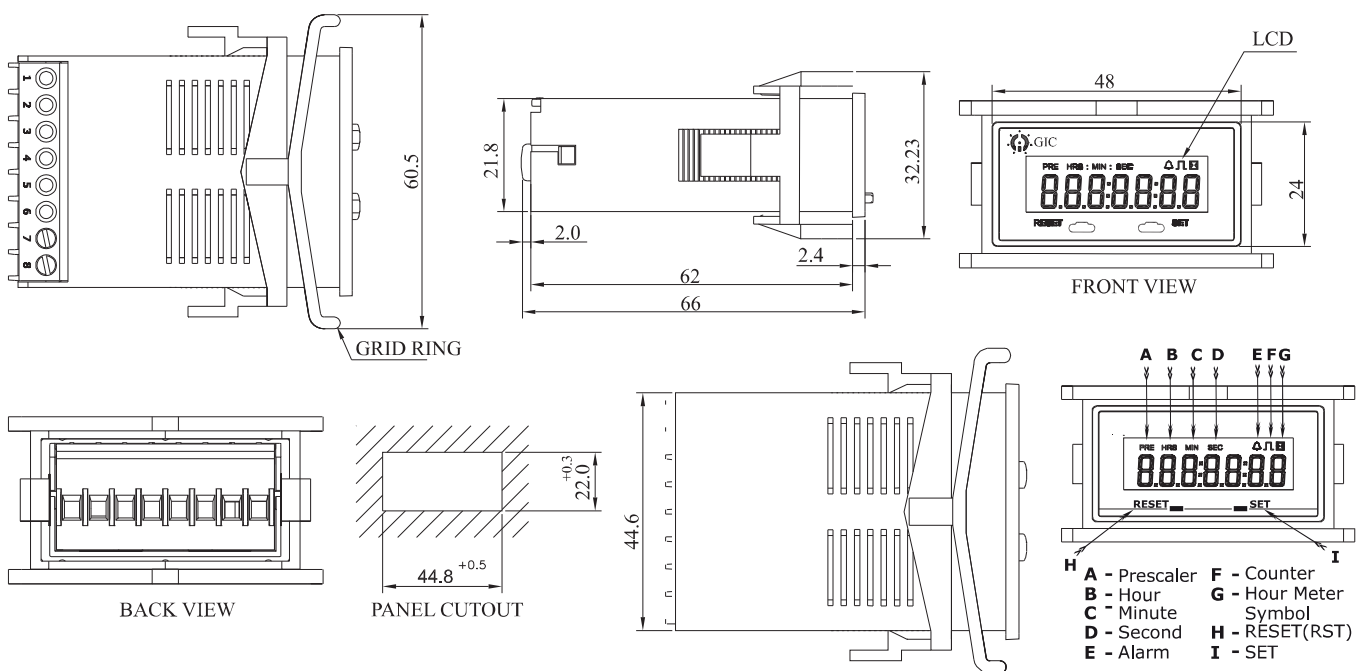
Digital Hour Meter & Counter



TERMINAL TORQUE & CAPACITY

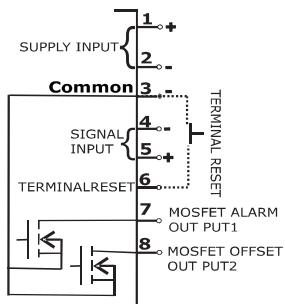
 Ø 3.5 mm	0.40 N.m (3.5 Lb.in)
	1 x 2.5 mm ² Solid/Stranded Wire
AWG	22 to 14

MOUNTING DIMENSIONS (mm)

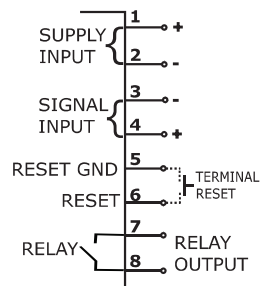


CONNECTION DIAGRAM

For Z2301N0G1FT00



For Z2221N0G2FT00



Proximity Switch Connection Diagram:

