

Earth Leakage Relay Series CMR

- Monitors, Detects and Protects Power systems from Leakage faults
- Wide Auxiliary Supply range: 110 - 240 VAC, 220 - 415 VAC
- Wide Range of selectable Earth Leakage Current: 60 mA - 300 mA, 0.2A - 1.2A
- Configurable Earth Leakage Trip time: 100 ms - 5 s
- Easily configurable operating modes
- Test feature to check complete product functionality
- Manual / Remote reset feature
- LED indication for Relay status, CT open, Earth leakage fault & Test/Reset switch feature






Ordering Information

Cat. No.	Description
17G514FF1	110 - 240V AC, Earth Leakage Relay, Current Range 60 mA - 300 mA, 1 C/O
17G614FF1	110 - 240V AC, Earth Leakage Relay, Current Range 0.2 A-1.2 A, 1 C/O
17G544FF1	220 - 415V AC, Earth Leakage Relay, Current Range 60 mA - 300 mA, 1 C/O
17G644FF1	220 - 415V AC, Earth Leakage Relay, Current Range 0.2 A-1.2 A, 1 C/O
17H5NNHL3	CBCT (tape wound), 35mm, 60 mA - 300 mA
17H5NNIL3	CBCT (tape wound), 65mm, 60 mA - 300 mA
17H5NNJL3	CBCT (tape wound), 100mm, 60 mA - 300 mA
17H6NNHL3	CBCT (tape wound), 35mm, 0.2 A - 1.2 A
17H6NNIL3	CBCT (tape wound), 65mm, 0.2 A - 1.2 A
17H6NNJL3	CBCT (tape wound), 100mm, 0.2 A - 1.2 A

Earth Leakage Relay Series CMR



Cat. No.	17G514FF1	17G614FF1	17G544FF1	17G644FF1
Parameters				
Supply Voltage (±)	110 - 240 VAC		220 - 415 VAC	
Supply Variation	-20 to +10%			
Frequency	50/60Hz			
Power Consumption (Max.)	5 VA		10 VA	
Leakage Current Range	60 mA to 300 mA	0.2 A to 1.2 A	60 mA to 300 mA	0.2 A to 1.2 A
Mode	Fail Safe Latch (FSL), Fail Safe Non Latch (FSNL), Non Fail Safe Non Latch (NFSNL)			
Trip Time (Δt in sec)	0.1 - 0.2 - 0.4 - 2 - 5			
Trip Time (For 5 In)	100 ms (Irrespective of the Set Trip Time)			
Test / Reset	Local & Remote (For Fail Safe Latch mode only)			
Reset Enabled	Below 85% of Current sensitivity level and in presence of CBCT			
Reset Time	< 100 ms			
ON Delay	50 ms (± 20 ms)			
Setting Accuracy	-10% (85ms to 100 ms trip time for 100 ms setting in NFSL)			
Repeat Accuracy	± 2%			
Output	Relay Output	1 C/O		
	Contact Rating	5A (Resistive) @ 240 VAC / 30 VDC		
	Electrical Life	1 x 10 ⁵		
	Mechanical Life	1 x 10 ⁷		
Utilization Category	AC - 15	Rated Voltage (Ue): 120/240 V, Rated Current (Ie): 3.0/1.5 A		
	DC - 13	Rated Voltage (Ue): 24/125/250 V, Rated Current (Ie): 2.0/0.22/0.1 A		
LED Indication	Power ON	Green LED (ON)		
	CT Open / SW Short	Red LED: ON → CT Open, Blink → TST / RST Switch short		
	Earth Leakage	Red LED: ON		
Operating Temperature	- 15° C to +60° C			
Storage Temperature	- 20° C to +80° C			
Humidity (Non Condensing)	95% (Rh)			
Enclosure	Flame Retardant UL94V0			
Dimension (W x H x D) (in mm)	22.5 X 83 X 100.5			
Weight (unpacked)	110 g			
Mounting	Base / DIN rail			
Certification	  			
Degree of Protection	IP 20 for Terminals, IP 40 for Enclosure			

EMI / EMC

Harmonic Current Emissions	IEC 61000-3-2
ESD	IEC 61000-4-2
Radiated Susceptibility	IEC 61000-4-3
Electrical Fast Transients	IEC 61000-4-4
Surges	IEC 61000-4-5
Conducted Susceptibility	IEC 61000-4-6
Voltage Dips & Interruptions (AC)	IEC 61000-4-11
Conducted Emission	CISPR 14-1
Radiated Emission	CISPR 14-1

Environmental

Cold Heat	IEC 60068-2-1
Dry Heat	IEC 60068-2-2
Vibration	IEC 60068-2-6
Repetitive Shock	IEC 60068-2-27
Non-Repetitive Shock	IEC 60068-2-27

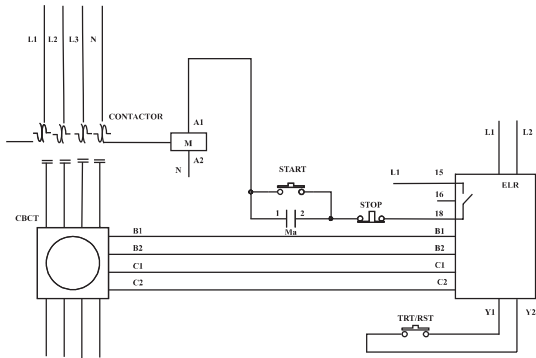
UL Approval for Cat. Nos. 17G514FF1 & 17G614FF1 only.

Earth Leakage Relay Series CMR

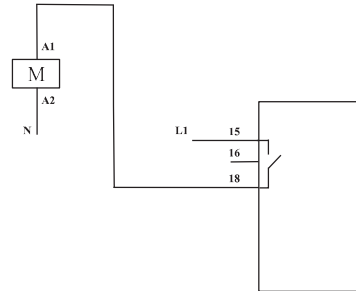


CONNECTION DIAGRAM

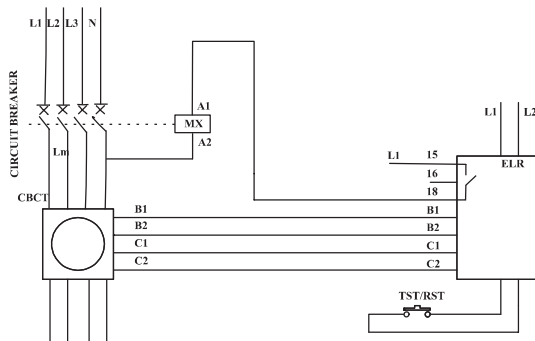
1) EARTH LEAKAGE RELAY WITH CONTACTOR FAILSAFE NON LATCH MODE



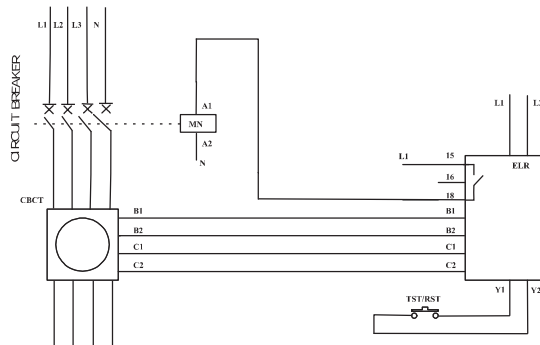
2) EARTH LEAKAGE RELAY WITH CONTACTOR FAIL SAFE LATCH MODE



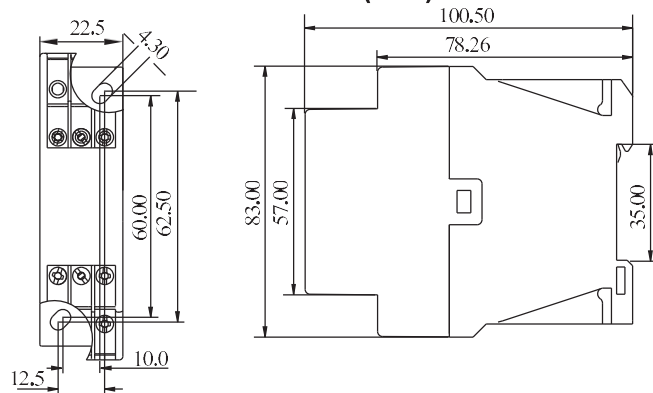
3) EARTH LEAKAGE RELAY WITH MCCB AND SHUNT TRIP COIL NON FAIL SAFE NON LATCH MODE



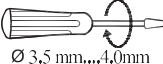

4) EARTH LEAKAGE RELAY WITH MCCB & UNDER VOLTAGE TRIP COIL FAIL SAFE LATCH MODE
5) EARTH LEAKAGE RELAY WITH MCCB & UNDER VOLTAGE TRIP COIL FAIL SAFE NON-LATCH MODE



MOUNTING DIMENSION (mm)



TERMINAL TORQUE & CAPACITY

 Ø 3,5 mm...4,0mm	0.60 N.m (6 Lb.in)
	1 x 4.0 mm ² Solid/Stranded Wire
AWG	1 x 20 to 10