

Current Monitoring Series CMR - Current Control




Ordering Information

Cat. No.	Trip Type	Current	Auto Reset Time
17A122CB0	Inverse	3 A - 9 A	As per trip class
17A222CB0	Inverse	8 A - 24 A	As per trip class
17A322CB0	Inverse	15 A - 45 A	As per trip class
17A422CB0	Inverse	2 A - 5 A	As per trip class
17B122AA0	Definite	3 A - 9 A	6 min
17B222AA0	Definite	8 A - 24 A	6 min
17B322AA0	Definite	15 A - 45 A	6 min
17B422AA0	Definite	2 A - 5 A	6 min
17B122PA0	Definite	3 A - 9 A	Instant (< 500 msec)
17B222PA0	Definite	8 A - 24 A	Instant (< 500 msec)
17B322PA0	Definite	15 A - 45 A	Instant (< 500 msec)
17B422PA0	Definite	2 A - 5 A	Instant (< 500 msec)

Current Monitoring Series CMR - Current Control



Cat. No.	17A122CB0	17B222AA0	17A322CB0	
Parameters				
Supply Voltage (φ)	220 - 415 VAC (3 Phase, 3 Wire)			
Supply Variation	-20% to +15% of (φ)			
Frequency	50/60 Hz			
Power Consumption (Max.)	12 VA			
Trip Settings	Trip Type	Inverse Time	Definite Time	Inverse Time
	Tripping Class	10A, 10, 20, 30	N A	10A, 10, 20, 30
	Current Ranges	3 - 9 A	8 - 24 A	15 - 45 A
	Thermal Memory	Yes	N A	Yes
	Phase Reverse Protection	Yes / (100 ms Approx.)		
	Phase Loss	70% of Unbalance		
	Current unbalance Protection	50% of Unbalance		
	Underload	40% to 90%	50%	40% to 90%
Locked Rotor Protection	400% of the set value	N A	400% of the set value	
Number of In-Built CT's	2			
Reset Mode	Auto, Manual			
Test Function	Yes			
Time Delay	Start Time	N A	0.2 to 30s	N A
	Delay Time	N A	0.2 to 10s	N A
	Auto Reset Time	3-15 min (As per trip class)	6 min	3-15 min (As per trip class)
	ON Delay	450 ms (±50ms)		
Setting Accuracy	± 5%			
Repeat Accuracy	± 2%			
Output	Relay Output	1 C/O		
	Contact Rating	5A @ 240 VAC (Resistive)		
	Electrical Life	1 x 10 ⁵		
	Mechanical Life	1 x 10 ⁷		
Utilization Category	AC - 15	Rated Voltage (Ue): 120/240 V, Rated Current (Ie): 3.0/1.5 A		
LED Indications	Separate indications for Phase Asymmetry, Phase Loss & Phase Sequence / Reverse, Power ON, Underload & Overload			
Operating Temperature	- 10° C to +60° C			
Storage Temperature	- 25° C to +70° C			
Humidity (Non Condensing)	95% (Rh)			
Enclosure	Flame Retardant UL94-V0			
Dimension (W x H x D) (in mm)	110 X 36.5 X 76.8			
Weight (unpacked) Approx.	210 g			
Mounting	Base Mounting			
Certification	 			
Degree of Protection	IP 20 for Enclosure			

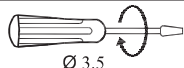

EMI / EMC

Harmonic Current Emissions	IEC 61000-3-2
ESD	IEC 61000-4-2
Radiated Susceptibility	IEC 61000-4-3
Electrical Fast Transients	IEC 61000-4-4
Surges	IEC 61000-4-5
Conducted Susceptibility	IEC 61000-4-6
Voltage Dips & Interruptions (AC)	IEC 61000-4-11
Conducted Emission	CISPR 14-1
Radiated Emission	CISPR 14-1

Environmental

Cold Heat	IEC 60068-2-1
Dry Heat	IEC 60068-2-2
Vibration	IEC 60068-2-6
Repetitive Shock	IEC 60068-2-27
Non-Repetitive Shock	IEC 60068-2-27

TERMINAL TORQUE & CAPACITY

 Ø 3.5	0.45 N.m (4 Lb.in)
	1 x 2.5 mm ² Solid Wire/Stranded
AWG	1 x 22 to 12

Note: 2 A - 5A products can be used with external CT. Load wires to be passed through the external CT and Secondary's wire terminals are to be looped through the Product CT.