

Temperature Controller Series PR 43

- Highly Accurate Performance.
- Luxurious Single 3-digit LED Display.
- Wide supply range: 110-240VAC/DC (Un), -20 to +10% of Un.
- Front keypad with 4 keys.
- Thermocouple (J & K)/RTD 3-wire (Pt-100) sensor inputs.
- Control Modes: Proportional, ON-OFF Asymmetric, ON-OFF Symmetric.
- °C & °F temperature unit selectable
- Control Output: Relay & SSR Drive (Individual products)



Ordering Information

ON - OFF Temperature Controller

Cat. No.	Description
151G11B	Series PR 43, Relay Output (1 C/O 5A, 240 VAC / 30 VDC)
151H11B	Series PR 43, SSR driving output (12 VDC, 30 mA)
151F11B	Series PR 43, Relay Output (1 C/O 10A, 240 VAC / 30 VDC)

PID Temperature Controller

Cat. No.	Description
151G12B	Series PR 43, Relay Output (1 C/O 5A, 240 VAC / 30 VDC)
151H12B	Series PR 43, SSR driving output (12 VDC, 24mA)
151F12B	Series PR 43, Relay Output (1 C/O 10A, 240 VAC / 30 VDC)

ON-OFF Temperature Controller Series PR 43



Cat. No.	151G11B	151H11B	
Parameters			
Supply Voltage (φ)	110 - 240 VAC/DC		
Supply Variation	-20% to +10% (of φ)		
Frequency	50/60 Hz		
Control Action	ON/OFF (Symmetric / Asymmetric) & Proportional		
Power Consumption	6 VA @ 265 VAC		
Temperature sensors / Inputs	Thermocouple: J, K ; RTD: PT100 - 3 wire compensation;		
Measurement Range	Sensor J: -5°C to 750°C / 23°F to 999°F, Sensor K: -20°C to 850°C / -4°F to 999°F, Sensor PT100 3 wire: - 100°C to 650°C / -148°F to 999°F		
Measurement Accuracy	± 0.5% of full scale		
Resolution	1°C Fixed		
Configurable Set Points	1		
Display	7 segment, 3 digit LED display		
Keypad	4-Keys: - ESC, - Down, - Up, - Enter / Select		
Output 1	Relay: 1 C/O 5A @ 240 VAC / 30 VDC	SSR: 12 VDC, 30 mA	
LED Indications:			
	OP1 (Red LED)	Continuous ON	Relay output ON
	°F (Red LED)	Continuous ON	Display °F value
	°C (Red LED)	Continuous OFF	Display °C value
Error Indications			
	SBR	SENSOR OPEN/BREAK ERROR	
	OVR	OVER RANGE ERROR	
	UNR	UNDER RANGE ERROR	
Operating Temperature	0°C to +50°C		
Storage Temperature	-10°C to +60°C		
Humidity (Non Condensing)	80% (Rh)		
Enclosure	Flame Retardant UL 94 - V0		
Dimensions (W x H x D) (in mm)	48 x 48 x 91.5		
Weight (unpacked)	120 g		
Mounting	Flush		
Certification			
Degree of Protection	IP 20 Terminal & Enclosure, IP 40 (For Front Panel only)		

EMI / EMC

Harmonic Current Emissions	IEC 61000-3-2
ESD	IEC 61000-4-2
Radiated Susceptibility	IEC 61000-4-3
Electrical Fast Transients	IEC 61000-4-4
Surges	IEC 61000-4-5
Conducted Susceptibility	IEC 61000-4-6
Voltage Dips & Interruptions (AC)	IEC 61000-4-11
Conducted Emission	CISPR 14-1
Radiated Emission	CISPR 14-1

Environmental

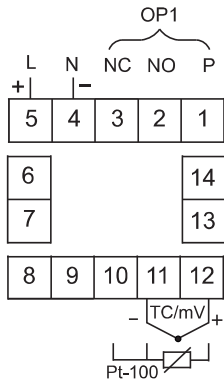
Cold Heat	IEC 60068-2-1
Dry Heat	IEC 60068-2-2
Vibration	IEC 60068-2-6
Repetitive Shock	IEC 60068-2-27
Non-Repetitive Shock	IEC 60068-2-27

ON-OFF Temperature Controller Series PR 43

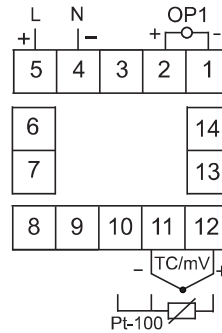


CONNECTION DIAGRAM



151G11B/151F11B/151G12B/151F12B



151H11B / 151H12B



TERMINAL TORQUE & CAPACITY

 Ø 4...5.0 mm Combi Head Bit./Flat	0.5 N.m (4.4 lb.in) 0.7 N.m (6.2 lb.in)
	2 x 2.5 mm ² Solid/Stranded Wire
AWG	20 to 12

MOUNTING DIMENSION (mm)

