



Main

Range	EasyPact
Product name	EasyPact TVS
Product or component type	Contacteur
Device short name	LC1E
Contacteur application	Resistive load Motor control
Utilisation category	AC-1 AC-3
Poles description	3P
Pole contact composition	3 NO
[Ue] rated operational voltage	Power circuit: ≤ 690 V AC 50/60 Hz
[Ie] rated operational current	200 A (at ≤ 55 °C) at ≤ 440 V AC AC-3 for power circuit 250 A (at ≤ 40 °C) at ≤ 440 V AC AC-1 for power circuit
Motor power kW	55 kW at 220...230 V AC 50/60 Hz (AC-3) 90 kW at 380...400 V AC 50/60 Hz (AC-3) 100 kW at 415 V AC 50/60 Hz (AC-3) 100 kW at 440 V AC 50/60 Hz (AC-3) 110 kW at 500 V AC 50/60 Hz (AC-3) 110 kW at 660...690 V AC 50/60 Hz (AC-3)
Control circuit type	AC at 50 Hz
[Uc] control circuit voltage	24 V AC 50 Hz
Height	174 Mm
Width	168.5 Mm
Depth	181 Mm
Net weight	4.6 Kg

Complementary





[Uimp] rated impulse withstand voltage	8 KV coil not connected to the power circuit conforming to IEC 60947
[Ui] rated insulation voltage	690 V conforming to IEC 60947-4-1
Overtension category	III
Irms rated making capacity	2000 A at 440 V AC for power circuit conforming to IEC 60947-4-1
Rated breaking capacity	1600 A at 440 V for power circuit conforming to IEC 60947
[Icw] rated short-time withstand current	1500 A 40 °C - 10 s for power circuit
Associated fuse rating	10 A gG at ≤ 690 V coordination type 1 for control circuit conforming to IEC 60947-5-1 315 A gG at ≤ 690 V coordination type 1 for power circuit
Average impedance	0.33 MOhm - Ith 250 A 50 Hz for power circuit
Power dissipation per pole	13 W AC-3 21 W AC-1
Control circuit voltage limits	Operational: 0.85...1.1 U _c at 50 Hz (at ≤ 55 °C) Drop-out: 0.35...0.55 U _c at 50 Hz (at ≤ 55 °C)

Operating time	20...35 ms on closing 7...15 ms on opening
Mechanical durability	500000 Cycles
Maximum operating rate	1200 Cyc/H 55 °C
Inrush power in VA	805 VA 50 Hz cos phi 0.3 (at 20 °C) 970 VA 60 Hz cos phi 0.3 (at 20 °C)
Hold-in power consumption in VA	55 VA 50 Hz cos phi 0.3 (at 20 °C) 66 VA 60 Hz cos phi 0.3 (at 20 °C)
Heat dissipation	18...24 W for control circuit
Minimum switching current	5 MA for control circuit
Minimum switching voltage	17 V for control circuit
Non-overlap time	1.5 Ms on energisation guaranteed between NC and NO contact 1.5 Ms on de-energisation guaranteed between NC and NO contact
Insulation resistance	> 10 MOhm for control circuit
Electrical durability	500000 Cycles AC-3 200000 Cycles AC-1
Mounting support	Plate
Connections - terminals	Control circuit: screw clamp terminals 1 1...4 mm ² - cable stiffness: flexible without cable end Control circuit: screw clamp terminals 2 1...4 mm ² - cable stiffness: flexible without cable end Control circuit: screw clamp terminals 2 1...2.5 mm ² - cable stiffness: flexible with cable end Control circuit: screw clamp terminals 1 1...4 mm ² - cable stiffness: solid without cable end Control circuit: screw clamp terminals 2 1...4 mm ² - cable stiffness: solid without cable end Control circuit: screw clamp terminals 1 1...2.5 mm ² - cable stiffness: flexible with cable end Power circuit: cable with lug - external diameter: 150 mm Power circuit: bars 2 - busbar cross section: 3 x 25 mm
Tightening torque	Control circuit: 1.2 N.m Power circuit: 18 N.m

Environment

Standards	IEC 60947-4-1 IEC 60947-5-1 IEC 60947-1
Product certifications	EAC
IP degree of protection	IP2x conforming to IEC 60529
Protective treatment	TH (pollution degree 3) conforming to IEC 60068
Pollution degree	3
Ambient air temperature for operation	-5...55 °C
Ambient air temperature for storage	-60...80 °C
Permissible ambient air temperature around the device	-20...70 °C at U _c
Operating altitude	3000 m without
Fire resistance	850 °C conforming to IEC 60695-2-1
Mechanical robustness	Vibrations contactor open: 1.5 Gn, 5...300 Hz Vibrations contactor closed: 3 Gn, 5...300 Hz Shocks contactor open: 6 Gn for 11 ms Shocks contactor closed: 7 Gn for 11 ms

Offer Sustainability

Sustainable offer status	Green Premium product
REACH Regulation	 REACH Declaration
EU RoHS Directive	Compliant  EU RoHS Declaration
Mercury free	Yes
RoHS exemption information	 Yes
China RoHS Regulation	 China RoHS Declaration

Environmental Disclosure	Product Environmental Profile
WEEE	The product must be disposed on European Union markets following specific waste collection and never end up in rubbish bins

Contractual warranty

Warranty	18 months
----------	-----------

Product Life Status : Commercialised
