



### Main

Range	EasyPact
Product name	EasyPact TVS
Product or component type	Contacteur
Device short name	LC1E
Contacteur application	Resistive load Motor control
Utilisation category	AC-3 AC-1
Poles description	3P
Pole contact composition	3 NO
[Ue] rated operational voltage	Power circuit: $\leq 690$ V AC 50/60 Hz
[Ie] rated operational current	630 A (at $\leq 55$ °C) at $\leq 440$ V AC AC-3 for power circuit 1000 A (at $\leq 55$ °C) at $\leq 440$ V AC AC-1 for power circuit
Motor power kW	185 kW at 220...230 V AC 50/60 Hz 335 kW at 380...400 V 375 kW at 415 V 400 kW at 440 V 400 kW at 500 V 450 kW at 660...690 V
Control circuit type	AC at 50/60 Hz
Height	464 Mm
Width	309 Mm
Depth	255 Mm
Net weight	18.6 Kg

### Complementary





[Uimp] rated impulse withstand voltage	8 KV coil not connected to the power circuit conforming to IEC 60947
[Ui] rated insulation voltage	690 V conforming to IEC 60947-4-1
Overtoltage category	III
[Ith] conventional free air thermal current	1000 A (at 40 °C) for power circuit
Irms rated making capacity	6300 A at 440 V AC for power circuit conforming to IEC 60947-4-1
Rated breaking capacity	5040 A at 440 V for power circuit conforming to IEC 60947
[Icw] rated short-time withstand current	5050 A 40 °C - 10 s for power circuit
Associated fuse rating	10 A gG at $\leq 690$ V coordination type 1 for control circuit conforming to IEC 60947-5-1 800 A gG at $\leq 690$ V coordination type 1 for power circuit
Average impedance	0.12 MOhm - Ith 1000 A 50 Hz for power circuit
Power dissipation per pole	48 W AC-3 120 W AC-1
Control circuit voltage limits	Operational: 0.85...1.1 U <sub>c</sub> at 50/60 Hz (at $\leq 55$ °C) Drop-out: 0.25...0.5 U <sub>c</sub> at 50/60 Hz (at $\leq 55$ °C)

Operating time	40...80 ms on closing 100...200 ms on opening
Mechanical durability	400000 Cycles
Maximum operating rate	1200 Cyc/H 55 °C
Inrush power in VA	1650 VA 50 Hz cos phi 0.9 (at 20 °C) 1650 VA 60 Hz cos phi 0.9 (at 20 °C)
Hold-in power consumption in VA	22 VA 50 Hz cos phi 0.9 (at 20 °C) 22 VA 60 Hz cos phi 0.9 (at 20 °C)
Heat dissipation	20 W for control circuit 20 W
Minimum switching current	5 MA for control circuit
Minimum switching voltage	17 V for control circuit
Non-overlap time	1.5 Ms on energisation guaranteed between NC and NO contact 1.5 Ms on de-energisation guaranteed between NC and NO contact
Insulation resistance	> 10 MOhm for control circuit
Electrical durability	200000 Cycles AC-1 600000 Cycles AC-3
Mounting support	Plate
Connections - terminals	Control circuit: screw clamp terminals 1 1...4 mm <sup>2</sup> - cable stiffness: flexible without cable end Control circuit: screw clamp terminals 2 1...4 mm <sup>2</sup> - cable stiffness: flexible without cable end Control circuit: screw clamp terminals 1 1...4 mm <sup>2</sup> - cable stiffness: flexible with cable end Control circuit: screw clamp terminals 2 1...2.5 mm <sup>2</sup> - cable stiffness: flexible with cable end Control circuit: screw clamp terminals 1 1...4 mm <sup>2</sup> - cable stiffness: solid without cable end Control circuit: screw clamp terminals 2 1...4 mm <sup>2</sup> - cable stiffness: solid without cable end Power circuit: cable with lug 2 Power circuit: bars 2 - busbar cross section: 60 x 5 mm
Tightening torque	Control circuit: 1.2 N.m Power circuit: 58 N.m

## Environment

Standards	IEC 60947-5-1 IEC 60947-4-1 IEC 60947-1
Product certifications	EAC
IP degree of protection	IP2x conforming to IEC 60529
Protective treatment	TH (pollution degree 3) conforming to IEC 60068
Pollution degree	3
Ambient air temperature for operation	-5...55 °C
Ambient air temperature for storage	-60...80 °C
Permissible ambient air temperature around the device	-20...70 °C at U <sub>c</sub>
Operating altitude	3000 m without
Fire resistance	850 °C conforming to IEC 60695-2-1
Mechanical robustness	Shocks contactor open: 6 Gn for 11 ms Shocks contactor closed: 15 Gn for 11 ms Vibrations contactor open: 2 Gn, 5...300 Hz Vibrations contactor closed: 4 Gn, 5...300 Hz

## Offer Sustainability

Sustainable offer status	Green Premium product
REACH Regulation	 <a href="#">REACH Declaration</a>
EU RoHS Directive	Compliant  <a href="#">EU RoHS Declaration</a>
Mercury free	Yes
RoHS exemption information	 <a href="#">Yes</a>
China RoHS Regulation	 <a href="#">China RoHS Declaration</a>

---

Environmental Disclosure

 [Product Environmental Profile](#)

---

WEEE

The product must be disposed on European Union markets following specific waste collection and never end up in rubbish bins

---

Product Life Status : <b>Commercialised</b>
---