


YUHCHANG

ELECTRIC
CO., LTD.
SINCE 1967



PURE EFFECTIVE
ELECTRICITY FROM
YUHCHANG CAPACITORS.

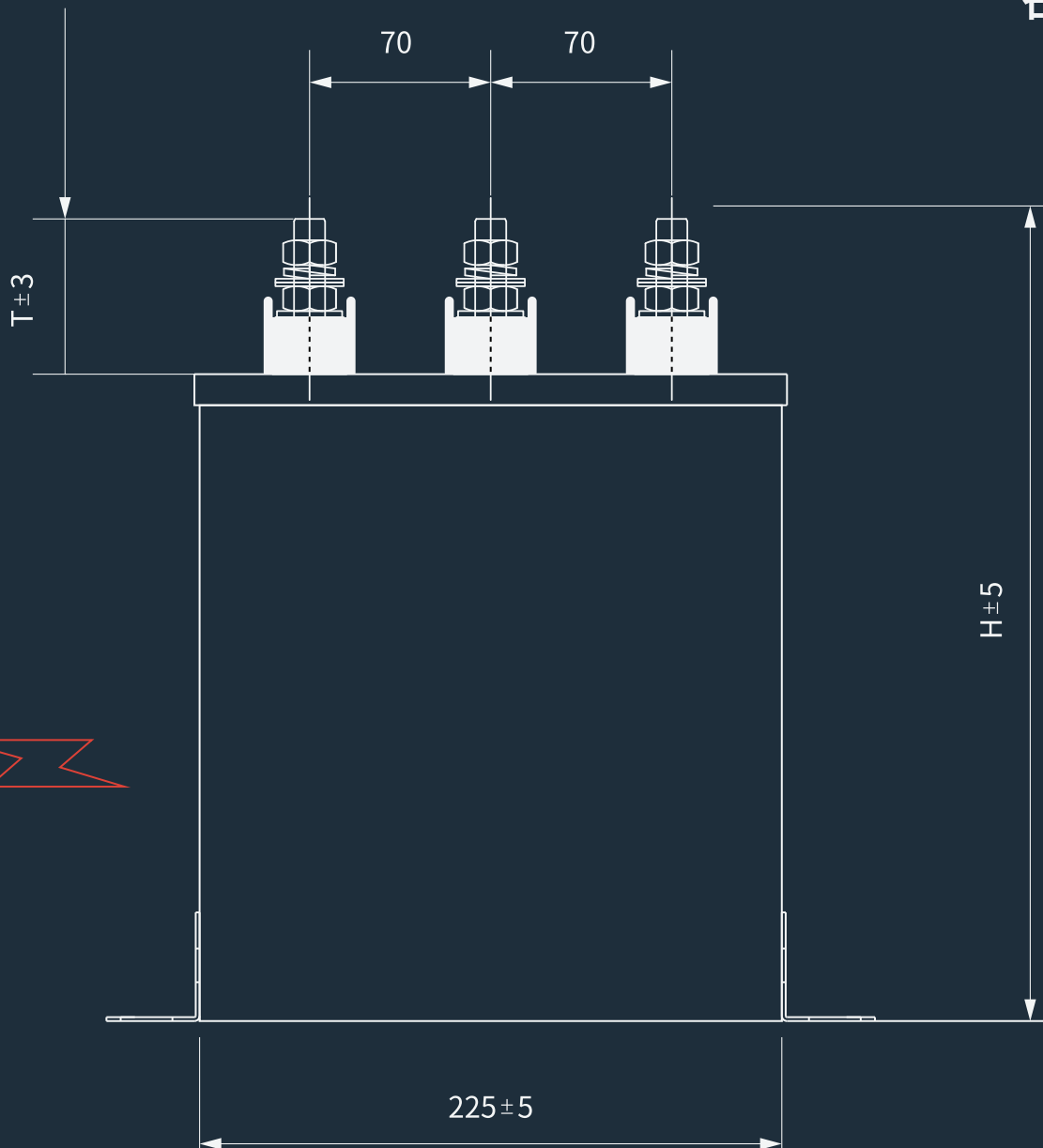



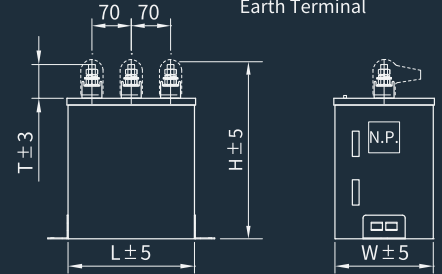
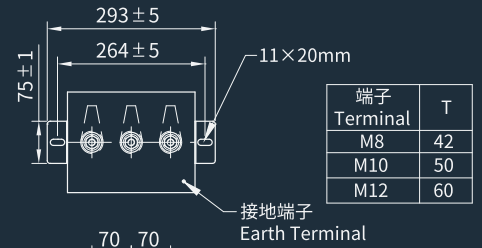
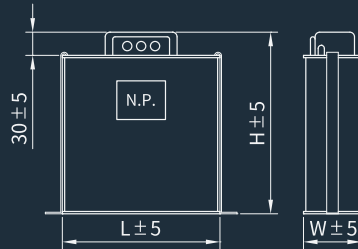
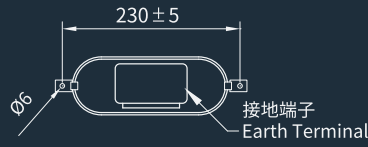
裕昌機電工廠股份有限公司
YUHCHANG ELECTRIC CO., LTD.

LOW VOLTAGE POWER CAPACITORS M TYPE

乾式鐵殼M型

低壓電力電容器





端子 Terminal	T
M8	42
M10	50
M12	60

Appearance

FIG. 1

FIG. 2

尺寸規格表 Specification Size

50Hz

額定電壓 Voltage	型式 Type	額定容量 Capacity		額定電流 Current (A)	尺寸 Size (mm)			接線端子 Line Terminals	概略重量 kg	參考圖 Diagram
		kVAR	µF		L	W	H			
260V	YRMB-26K05TDM	5	236	11.1	205	75	235	M5	1.5	Fig.1
	YRMB-26K10TDM	10	471	22.2	205	75	235	M5	2.5	Fig.1
	YSMB-26K15TDM	15	707	33.3	225	175	232	M8	5.6	Fig.2
	YSMB-26K20TDM	20	942	44.4	225	175	232	M8	5.5	Fig.2
	YSMB-26K25TDM	25	1178	55.5	225	175	300	M10	6.9	Fig.2
	YSMB-26K30TDM	30	1413	66.6	225	175	300	M10	7.3	Fig.2
	YSMB-26K35TDM	35	1649	77.7	225	175	370	M10	9.0	Fig.2
	YSMB-26K40TDM	40	1884	88.8	225	175	380	M12	9.9	Fig.2
	YSMB-26K50TDM	50	2356	111	225	175	450	M12	12.0	Fig.2
	YSMB-26K60TDM	60	2827	133	225	175	520	M12	13.7	Fig.2
YSMB-26K75TDM	75	3533	167	225	175	590	M12	14.4	Fig.2	
280V	YRMB-28K05TDM	5	203	10.3	205	75	235	M5	1.5	Fig.1
	YRMB-28K10TDM	10	406	20.6	205	75	235	M5	2.0	Fig.1
	YSMB-28K15TDM	15	609	30.9	225	175	232	M8	5.5	Fig.2
	YSMB-28K20TDM	20	812	41.2	225	175	232	M8	5.5	Fig.2
	YSMB-28K25TDM	25	1016	51.6	225	175	240	M10	5.6	Fig.2
	YSMB-28K30TDM	30	1219	61.9	225	175	300	M10	6.9	Fig.2
	YSMB-28K35TDM	35	1422	72.2	225	175	300	M10	7.3	Fig.2
	YSMB-28K40TDM	40	1625	82.5	225	175	380	M12	9.3	Fig.2
	YSMB-28K50TDM	50	2031	103	225	175	380	M12	9.9	Fig.2
	YSMB-28K60TDM	60	2437	124	225	175	450	M12	12.0	Fig.2
YSMB-28K75TDM	75	3047	155	225	175	520	M12	13.6	Fig.2	
YSMB-28K80TDM	80	3250	165	225	175	590	M12	14.5	Fig.2	
400V	YRMB-40K05TDM	5	100	7.22	205	75	235	M5	1.6	Fig.1
	YRMB-40K10TDM	10	199	14.4	205	75	235	M5	1.6	Fig.1
	YRMB-40K15TDM	15	299	21.7	205	75	235	M5	1.9	Fig.1
	YSMB-40K20TDM	20	398	28.9	225	175	232	M8	2.0	Fig.2
	YSMB-40K25TDM	25	498	36.1	225	175	232	M8	5.1	Fig.2
	YSMB-40K30TDM	30	597	43.3	225	175	232	M8	5.5	Fig.2
	YSMB-40K35TDM	35	697	50.5	225	175	240	M10	5.5	Fig.2
	YSMB-40K40TDM	40	796	57.7	225	175	300	M10	7.0	Fig.2
	YSMB-40K50TDM	50	995	72.2	225	175	300	M10	7.3	Fig.2
	YSMB-40K60TDM	60	1194	86.6	225	175	380	M12	9.3	Fig.2
YSMB-40K75TDM	75	1493	108	225	175	450	M12	11.0	Fig.2	
YSMB-40K80TDM	80	1592	115	225	175	450	M12	12.1	Fig.2	
YSMB-40K100TDM	100	1990	144	225	175	520	M12	13.7	Fig.2	

備註:其他規格均可設計製造 / Note: Other specification available on request

額定電壓 Voltage	型式 Type	額定容量 Capacity		額定電流 Current (A)	尺寸 Size (mm)			接線端子 Line Terminals	概略重量 kg	參考圖 Diagram
		kVAR	μF		L	W	H			
415V	YRMB-41K05TDM	5	92	6.99	205	75	235	M5	1.6	Fig.1
	YRMB-41K10TDM	10	185	13.9	205	75	235	M5	1.7	Fig.1
	YRMB-41K15TDM	15	277	20.9	205	75	235	M5	2.0	Fig.1
	YSMB-41K20TDM	20	370	27.8	225	175	232	M8	5.0	Fig.2
	YSMB-41K25TDM	25	462	34.8	225	175	232	M8	5.2	Fig.2
	YSMB-41K30TDM	30	555	41.7	225	175	232	M8	5.5	Fig.2
	YSMB-41K35TDM	35	647	48.7	225	175	240	M10	5.6	Fig.2
	YSMB-41K40TDM	40	740	55.6	225	175	300	M10	6.9	Fig.2
	YSMB-41K50TDM	50	925	69.6	225	175	300	M10	7.0	Fig.2
	YSMB-41K60TDM	60	1109	83.5	225	175	380	M12	9.3	Fig.2
	YSMB-41K75TDM	75	1387	104	225	175	450	M12	10.9	Fig.2
	YSMB-41K80TDM	80	1479	111	225	175	450	M12	11.2	Fig.2
	YSMB-41K100TDM	100	1849	139	225	175	520	M12	13.1	Fig.2
440V	YRMB-44K05TDM	5	82	6.56	205	75	235	M5	1.6	Fig.1
	YRMB-44K10TDM	10	164	13.1	205	75	235	M5	1.8	Fig.1
	YRMB-44K15TDM	15	247	19.7	205	75	235	M5	2.0	Fig.1
	YSMB-44K20TDM	20	329	26.2	225	175	232	M8	5.2	Fig.2
	YSMB-44K25TDM	25	411	32.8	225	175	232	M8	5.3	Fig.2
	YSMB-40K30TDM	30	493	39.4	225	175	232	M8	5.3	Fig.2
	YSMB-44K35TDM	35	576	45.9	225	175	232	M8	5.4	Fig.2
	YSMB-44K40TDM	40	658	52.5	225	175	300	M10	5.4	Fig.2
	YSMB-44K50TDM	50	822	65.6	225	175	300	M10	6.9	Fig.2
	YSMB-44K60TDM	60	987	78.7	225	175	370	M10	9.0	Fig.2
	YSMB-44K75TDM	75	1234	98.4	225	175	450	M12	9.8	Fig.2
	YSMB-44K80TDM	80	1316	105	225	175	450	M12	11.0	Fig.2
	YSMB-44K100TDM	100	1645	131	225	175	520	M12	13.2	Fig.2
480V	YRMB-48K05TDM	5	69	6.01	205	75	235	M5	1.6	Fig.1
	YRMB-48K10TDM	10	138	12.0	205	75	235	M5	1.8	Fig.1
	YRMB-48K15TDM	15	207	18.0	205	75	235	M5	1.9	Fig.1
	YSMB-48K20TDM	20	276	24.1	225	175	232	M8	5.0	Fig.2
	YSMB-48K25TDM	25	346	30.1	225	175	232	M8	5.4	Fig.2
	YSMB-48K30TDM	30	415	36.1	225	175	232	M8	5.4	Fig.2
	YSMB-48K35TDM	35	484	42.1	225	175	232	M8	5.5	Fig.2
	YSMB-48K40TDM	40	553	48.1	225	175	300	M10	6.8	Fig.2
	YSMB-48K50TDM	50	691	60.1	225	175	300	M10	7.1	Fig.2
	YSMB-48K60TDM	60	829	72.2	225	175	370	M10	9.4	Fig.2
	YSMB-48K75TDM	75	1037	90.2	225	175	450	M12	11.9	Fig.2
	YSMB-48K80TDM	80	1106	96.2	225	175	450	M12	12.0	Fig.2
	YSMB-48K100TDM	100	1382	120	225	175	520	M12	13.5	Fig.2
525V	YRMB-52K05TDM	5	58	5.50	205	75	235	M5	1.5	Fig.1
	YRMB-52K10TDM	10	116	11.0	205	75	235	M5	1.6	Fig.1
	YRMB-52K15TDM	15	173	16.5	205	75	235	M5	2.4	Fig.1
	YSMB-52K20TDM	20	231	22.0	225	175	232	M8	5.5	Fig.2
	YSMB-52K25TDM	25	289	27.5	225	175	232	M8	5.6	Fig.2
	YSMB-52K30TDM	30	347	33.0	225	175	232	M8	5.6	Fig.2
	YSMB-52K35TDM	35	404	38.5	225	175	292	M8	8.0	Fig.2
	YSMB-52K40TDM	40	462	44.0	225	175	292	M8	8.0	Fig.2
	YSMB-52K50TDM	50	578	55.0	225	175	300	M10	8.2	Fig.2
	YSMB-52K60TDM	60	693	66.0	225	175	370	M10	9.4	Fig.2
	YSMB-52K75TDM	75	867	82.5	225	175	450	M12	11.9	Fig.2
	YSMB-52K80TDM	80	924	88.0	225	175	450	M12	12.0	Fig.2
	YSMB-52K100TDM	100	1155	110	225	175	520	M12	13.4	Fig.2
600V	YRMB-60K05TDM	5	44	4.81	205	75	235	M5	2.0	Fig.1
	YRMB-60K10TDM	10	88	9.62	205	75	235	M5	2.5	Fig.1
	YSMB-60K15TDM	15	133	14.4	225	175	232	M8	5.6	Fig.2
	YSMB-60K20TDM	20	177	19.2	225	175	232	M8	5.6	Fig.2
	YSMB-60K25TDM	25	221	24.1	225	175	292	M8	7.0	Fig.2
	YSMB-60K30TDM	30	265	28.9	225	175	292	M8	7.7	Fig.2
	YSMB-60K35TDM	35	310	33.7	225	175	362	M8	8.5	Fig.2
	YSMB-60K40TDM	40	354	38.5	225	175	362	M8	9.3	Fig.2
	YSMB-60K50TDM	50	442	48.1	225	175	440	M10	11.2	Fig.2
	YSMB-60K60TDM	60	531	57.7	225	175	510	M10	13.7	Fig.2
	YSMB-60K75TDM	75	663	72.2	225	175	580	M10	16.3	Fig.2
	YSMB-60K80TDM	80	708	77.0	225	175	580	M10	16.4	Fig.2

型式 Type	油式保安型 Oil Type	乾式鐵殼型 M Type	乾式圓筒型 C Type
內部充填 Impregnated or Filling	精製植物油(無 PCB's) Vegetable oil(non-PCB's)	環氧樹脂 EPOXY	超臨界真空乾燥氮氣充填 Supercritical vacuum N2 filling
衝擊電壓 (BIL) Impulse voltage (BIL)	15kV (1.2×50μS)	15kV (1.2×50μS)	15kV (1.2×50μS)
包覆外殼 Outside Case	馬口鐵 / 不鏽鋼 Tin Plate or Stainless Steel	鍍鋅鋼板 Steel	耐壓鋁罐 Aluminum Can
保護等級 Degree of protection	IP 66	IP 50	IP 66
依據標準 Standards	CNS 1179, 3738; IEC 60831; JIS C 4901		
產品認證 Quality approval	正字標記認證 (台正字第2845號) CNS mark (No. 2845)		
工廠認證 Factory approval	ISO 9001(2015年版) 認證, ISO/IEC 17025(2017年版) TAF認證 ISO 9001:2015 certificated, ISO/IEC 17025 certificated		
適用高度 Usable altitude	海拔2000公尺以下; 乾式屋內型相對濕度95%以下 Not exceeding 2000M; Relative Humidity below 95% for dry-type and indoor use capacitors.		
電介質 Dielectric	蒸著金屬聚丙烯塑膠膠膜, 具自復性機能 Metallized polypropylene film with self-healing mechanism.		
頻率 Frequency	50Hz		
容量誤差 Tolerance	-5%~+10%		
周圍溫度 Ambient temperature	-25°C~+50°C (24小時平均溫度小於40°C, 一年平均溫度小於30°C) -25°C~+50°C (24hours average below 40°C, annual average below 30°C) [Other ambient temperature categories on request]		
最大容許過電壓 Maximum permissible voltage	額定電壓110% (24小時中8小時以內) 110% of rated voltage (8 hrs in every 24 hrs) 額定電壓115% (24小時中30分鐘以內) 115% of rated voltage (30 min in every 24 hrs) 額定電壓120% (5分鐘, 最多200次) 120% of rated voltage (5 min / max 200times) 額定電壓130% (1分鐘, 最多200次) 130% of rated voltage (1 min / max 200 times)		
最大容許過電流 Maximum permissible current	額定電流130% 130% of rated current		
介質損失率 Dissipation factor of dielectric	小於0.02% 或 0.2W / kVAR (不含放電電阻) Less than 0.02% or 0.2W / kVAR (without discharge resistors)		
電容器損失率 Dissipation factor of capacitor	小於0.15% 或 1.5W / kVAR (含放電電阻) Less than 0.15% or 1.5W / kVAR (with discharge resistors)		
端子間耐電壓 Test voltage between terminals	額定電壓×2.15VAC, 施加10秒 Rated voltage x 2.15 VAC, 10 second		
端子與外殼間耐電壓 Test voltage between terminals and case	3000VAC, 施加1分鐘 3000VAC, 1 minute (For indoor use)		
絕緣電阻 (T-C) Insulation resistance	1000MΩ以上 above 1000MΩ		
放電特性 Discharge character	電容器切離電源1分鐘後, 殘餘電壓降至50V以下 The residual voltage drops to 50V or lower in 1 minute after capacitor being disconnected from power source.		
保安性 Safety	內裝壓力拉斷式保安裝置具過載及故障保護機能, 通過UL 810之AFC 10000A認證, 案號E112211. Internal protective device (Pressure sensitive interrupter) with overload and failure protection. UL 810 AFC 10000A approval, File NO. E112211.		
容許湧入電流 Max Inrush current	額定電流×200倍 Rated current x 200		

備註: 其他規格均可設計製造 / Note: Other specification available on request

YCE CAT-26 V01.2020.05

總公司

台灣台中市清水區中正街59號
[TEL] 04-26224188
[FAX] 04-26224646

台北聯絡處

台北市復興南路1段321號二樓
[TEL] 02-27021616
[FAX] 02-27066162

高雄聯絡處

高雄市復興一路5之1號
[TEL] 07-2417766
[FAX] 07-2915282

[WEB]

<http://www.capacitor.com.tw>

✉ : yce919@ms1.hinet.net