

PRESSURE SWITCH (SINGLE TYPE / DUAL TYPE)

HS - 203 / 206 / 210 / 220 / 230

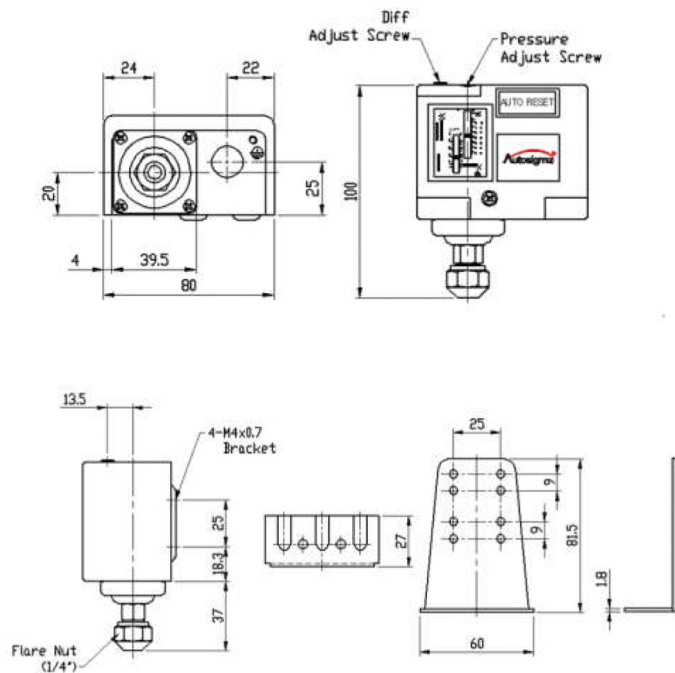
HS - 306 / 306M / 606 / 606M

FEATURES

- Use for air, water, fluorinated refrigerants (Allowable Fluid Temp : -10~120°C)
- micro-switch ensures reliable switching.
- Mounting bracket supplied as standard.
- SPDT contact mechanism

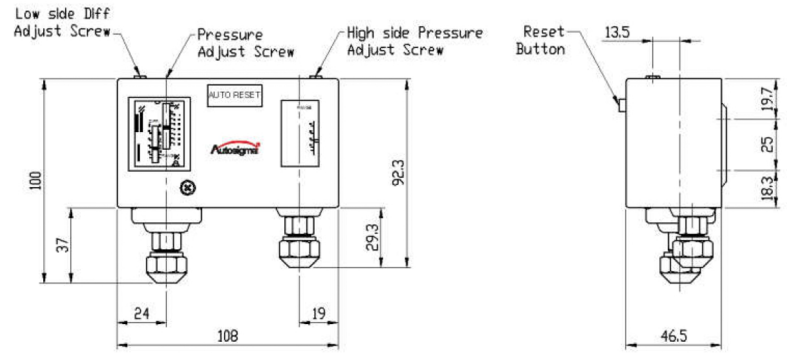
APPLICATIONS

- Compressor, Firefighting equipment, Pumps, Boilers, Cooling & Heating machine and various Industrial hydraulic machinery, etc

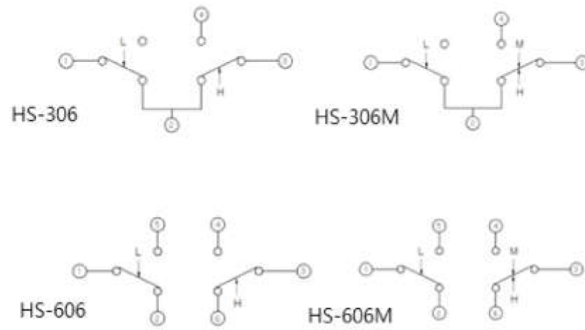


Pressure rise





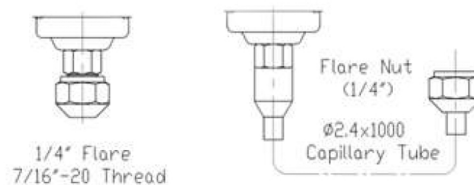
Pressure rise



RATED VOLTAGE

RATED VOLTAGE(V)		POWER FACTOR	AC			DC	
RATED CURRENT(AMPS)				125	250	450	25
NON-INDUCTIVE CURRENT		1	10	5	2	5	0.5
INDUCTIVE CURRENT	RUNNING CURRENT	0.75	8.5	4.5	1	2	0.2
	LOCKED ROTER CURRENT	0.45	40	20	10	10	5

PRESSURE CONNECTIONS



STANDARD SPECIFICATION

TYPE	MODEL		PRESSURE RANGE		DIFFERENTIAL PRESSURE RANGE		FACTORY SETTING		BELLOWS MAX. PRESSURE		WEIGHT (kg)
			BAR	PSIG	BAR	PSIG	BAR	PSIG	BAR	PSIG	
SINGLE TYPE / AUTO TYPE	HS-203		-0.5 to 3	20 to 43	0.35 to 2	5 to 30	0.5 / 1.5	7 / 21	11	160	0.42
	HS-206		-0.5 to 6	20 to 87	0.6 to 4	9 to 58	1.5 / 2.5	29 / 43	16.5	240	
	HS-210		1 to 10	15 to 145	1 to 3	15 to 43	4 / 6	58 / 87	16.5	240	
	HS-220		5 to 20	73 to 290	3 to 5	43 to 72	12 / 15	174 / 217	40	580	
	HS-230		5 to 30	73 to 435	3 to 10	43 to 145	15 / 20	217 / 290	40	580	
DUAL TYPE	HS-306	L/S	-50cmHg	6	0.6	4	2	3	16.5	-	0.61
		H/S	8	30	Approx.4 fixed		16	20	40	-	
	HS-306M	L/S	-50cmHg	6	0.6	4	2	3	16.5	-	
		H/S	8	30	Manual Reset		16	Manual Reset	40	-	
	HS-606	L/S	-50cmHg	6	0.6	4	2	3	16.5	-	
		H/S	8	30	Approx.4 fixed		16	20	40	-	
	HS-606M	L/S	-50cmHg	6	0.6	4	2	3	16.5	-	
		H/S	8	30	Manual Reset		16	Manual Reset	40	-	

* Specification of the products are subject to change without prior notice for quality improvement.

