

PFXGP4301TAD

- ✔ Standard product information
 - ✔ Electrical specifications
 - ✔ Memory
 - ✔ Structural specifications
- ✔ Display specifications
 - ✔ Environmental specifications
 - ✔ Interface specifications
 - ✔ Dimensions

Standard product information

Family	HMI
Series	GP4000 Series
Size	5"
Model	PFXGP4301TAD
Global Code	PFXGP4301TAD
Product Features	5" DC Analog
Repair Status	✔ (Maintenance service is available, able to be maintained.)

Display specifications

Display type	TFT Color LCD
Display size	5.7"
Resolution	320 x 240 pixels (QVGA)
Effective display area	W115.2 x H86.4 mm [W4.54 x H3.40 in.]
Display colors	65,536 colors (No blink) / 16,384 colors (Blink)
Backlight	White LED (Not user replaceable. When replacement is required, contact your local distributor.)
Backlight service life	50,000 hrs. or more (each in continuous operation at 25 °C [77 °F] before backlight brightness decreases to 50%)
Brightness control	16 Levels (Adjusted with touch panel or software)
Touch panel type	Resistive Film (analog)
Touch panel resolution	1,024 x 1,024
Touch panel lifetime	1,000,000 times or more
Language fonts	Japanese: 6,962 (JIS Standards 1 & 2) (including 607 non-kanji characters), ANK: 158 (Korean, Traditional Chinese, Simplified Chinese, Thai and Cyrillic can be added from the font setting of the screen editor.)
Character sizes	Standard font: 8 x 8, 8 x 16, 16 x 16 and 32 x 32 pixel fonts, Stroke font: 6 to 127 pixel fonts, Image font: 8 to 72 pixel fonts
Font sizes	Standard font: Width can be expanded up to 8 times. Height can be expanded up to 8 times. *1


8 x 8 dots	40 char. x 30 rows
8 x 16 dots	40 char. x 15 rows
16 x 16 dots	20 char. x 15 rows
32 x 32 dots	10 char. x 7 rows

*1 Other font sizes can be set up with the Editor software.

Electrical specifications

Rated input voltage	24 Vdc
Input voltage limits	19.2 to 28.8 Vdc
Allowable voltage drop	5 ms or less
Power consumption	10.5 W or less
In-rush current	30 A or less
Noise immunity	Noise Voltage : 1,000 Vp-p Pulse Duration : 1 μ s Rise Time : 1 ns (via noise simulator)
Voltage endurance	1,000 Vac, 20 mA for 1 minute (between power terminal and FG terminals)
Insulation resistance	500 Vdc, 10 M Ω or more (between power terminal and FG terminals)

Environmental specifications

International safety standards	
Surrounding air temperature	0 to 55 °C [32 to 131 °F]
Storage temperature	-20 to +60 °C [-4 to 140 °F]
Ambient humidity	10 to 90 % RH (Wet bulb temperature: 39 °C [102.2 °F] max. - no condensation)
Storage humidity	10 to 90 % RH (Wet bulb temperature: 39 °C [102.2 °F] max. - no condensation)
Dust	0.1 mg/m ³ (10 ⁻⁷ oz/ft ³) or less (non-conductive levels)
Pollution degree	For use in Pollution Degree 2 environment
Corrosive gases	Free of corrosive gases
Air pressure (altitude range)	800 to 1,114 hPa (2,000 m [6,561 ft.] above sea level or less)
Vibration resistance	IEC/EN 61131-2 compliant 5 to 9 Hz single amplitude 3.5 mm [0.14 in.] 9 to 150 Hz fixed acceleration: 9.8 m/s ² X, Y, Z directions for 10 cycles (approx. 100 min.)
Concussion resistance	IEC/EN 61131-2 compliant 147 m/s ² , X, Y, Z directions for 3 times

Electrostatic discharge immunity

Contact Discharge Method: 6 kV (IEC/EN61000-4-2 Level 3)

Memory**Application memory****When using GP-Pro EX:**

- Media: FLASH EPROM
- Screen Area: 16MB *Use the screen area when the user font area's capacity is exceeded - for example, when an image font or a picture font is used.
- User Font Area: 8MB
- Logic Program Area: 132KB (Equivalent to 15,000 steps) *Up to 60,000 steps can be converted in software. However, this reduces application memory capacity (for screen data) by 1 MB.
- Free Space: None

Removable System: No**Backup memory****When using GP-Pro EX:**

- Screen Area: SRAM 320KB
- Variable Area: SRAM 64KB

Battery: Replaceable battery / Primary battery for clock data backup**Clock accuracy**±65 sec./month (deviation at room temperature and power is OFF)^{*2}

^{*2} Depending on the operating temperature and age of unit, the clock can deviate from -380 to +90 sec./month. For systems where this level of deviation is a problem, the user should monitor and make adjustments when required.

Interface specifications**Serial (COM1)**

Asynchronous Transmission: RS-232C, Data Length: 7 or 8 bits, Stop Bit: 1 or 2 bits, Parity: None, Even or Odd, Data Transmission Speed: 2,400 to 115,200 bps, Connector: D-Sub 9 (plug)

Serial (COM2)

Asynchronous Transmission: RS-422 / 485, Data Length: 7 or 8 bits, Stop Bit: 1 or 2 bits, Parity: None, Even or Odd, Data Transmission Speed: 2,400 to 115,200 bps, 187,500 bps (MPI), Connector: D-Sub 9 pin (plug)

USB (Type A)

Conforms to USB 2.0 (Type A) x 1
 Power supply voltage: 5 Vdc ±5 %
 Output Current: 500 mA or less
 Communication distance: 5 m [16.4 ft.] or less

USB (mini-B)

Conforms to USB 2.0 (mini-B) x 1, Communication Distance: 5 m [16.4 ft.] or less

Ethernet

IEEE802.3i / IEEE802.3u, 10BASE-T / 100BASE-TX, Connector: Modular jack (RJ-45) x 1

SD card

SD Card Slot x 1

Structural specifications**Grounding**Functional grounding: Grounding resistance of 100 Ω, 2mm² (AWG 14) or thicker wire, or your country's applicable standard. (Same for FG and SG terminals)**Cooling method**

Natural air circulation

StructureIP65f NEMA #250 TYPE 4X/13 (on the front panel when properly installed in an enclosure)^{*3}**External dimensions**

W169.5 x H137 x D59.5 mm [W6.67 x H5.39 x D2.34 in.]

Panel cut-out dimensions

W156 x H123.5 mm [W6.14 x H4.86 in.]
 Panel thickness area: 1.6 to 5 mm [0.06 to 0.2 in.]^{*4}

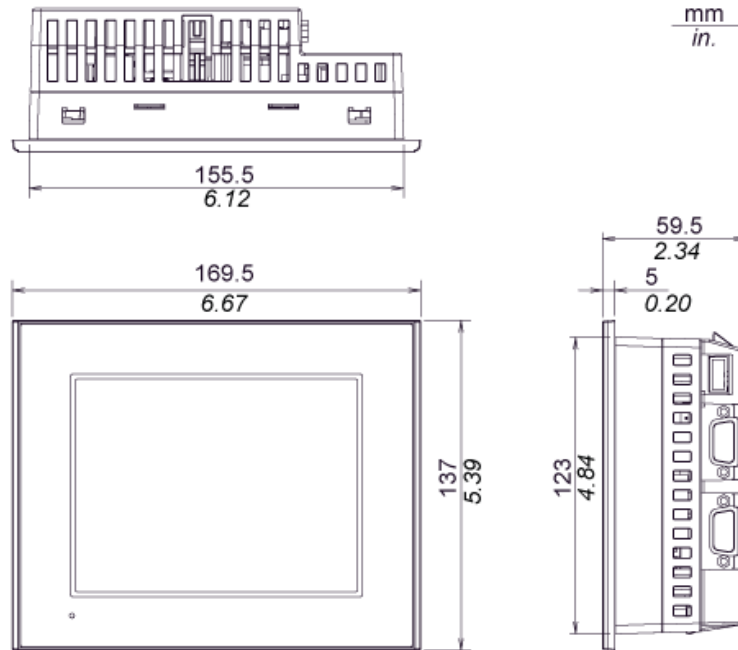
Weight

0.8 kg [1.76 lb] or less

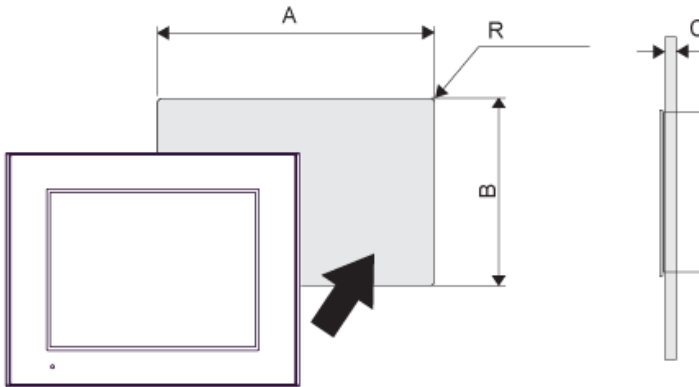
- *3 The front face of the unit, installed in a solid panel, has been tested using conditions equivalent to the standards shown in the specification. Even though the unit's level of resistance is equivalent to these standards, oils that should have no effect on the unit can possibly harm the unit. This can occur in areas where either vaporized oils are present, or where low viscosity cutting oils are allowed to adhere to the unit for long periods of time. If the unit's front face protection sheet becomes peeled off, these conditions can lead to the ingress of oil into the unit and separate protection measures are suggested. Also, if non-approved oils are present, it may cause deformation or corrosion of the front panel's plastic cover. Therefore, prior to installing the unit, be sure to confirm the type of conditions that will be present in the unit's operating environment. If the installation gasket is used for a long period of time, or if the unit and its gasket are removed from the panel, the original level of the protection cannot be guaranteed. To maintain the original protection level, be sure to replace the installation gasket regularly.
- *4 For dimensional tolerance, everything $+1/-0$ mm [$+0.04/-0$ in.] and R in angle are below R3 [R0.12 in.]. Even if the installation wall thickness is within the recommended range for the "Panel Cut Dimensions", depending on wall's material, size, and installation location of GP unit and other devices, the installation wall could warp. To prevent warping, the installation surface may need to be strengthened.

Dimensions

External dimensions



Panel cut-out dimensions



A	B	C	R
156 mm (+1/-0) mm (6.14 in. [+0.04, -0 in.])	123.5 mm (+1, -0 mm) (4.86 in. [+0.04, -0 in.])	1.6...5 mm (0.06...0.2 in.)	3 mm (0.12 in.) maximum

External dimensions
with cable

$\frac{\text{mm}}{\text{in.}}$

